

STATEMENT OF APPROPRIATIONS, ALLOTMENTS, OBLIGATIONS, DISBURSEMENTS AND BALANCES

As of the Quarter Ending  
JUNE 30, 2018

Department: Department of Health (DOH)  
Agency: REGIONAL OFFICE IV (CALABARZON)  
Operating Unit:  
Organization Code (UACS): 13-001-03-00004  
Fund Cluster: 01 - Regular Agency Fund

Current Year Appropriation  
Continuing Appropriation

PROGRAM/ACTIVITY/PROJECT	APPROPRIATION				ALLOTMENTS					OBLIGATION-REGULAR				
	Authorized Appropriation	Adjustments (Transfer To/From Realignment)		Adjusted Appropriations	Allotments Received	Adjustments (Withdrawal, Realignment)	(Transfer to)	Transfer from	Adjusted Total Allotments	April	May	June	2nd Qtr ending June 30	TOTAL (REGULAR FUND)
		Outside Dept.	Within Dept.											
<b>I. NEW APPROPRIATION</b>														
<b>A. PROGRAMS</b>														
<b>I. GENERAL ADMINISTRATION AND SUPPORT</b>														
General Management and Supervision	-	-	7,601,088.00	7,601,088.00	-	-	-	7,601,088.00	7,601,088.00	-	-	-	-	-
Personnel Services			7,601,088.00	7,601,088.00				7,601,088.00	7,601,088.00				-	-
<b>TOTAL, GASS</b>	-	-	7,601,088.00	7,601,088.00	-	-	-	7,601,088.00	7,601,088.00	-	-	-	-	-
<b>II. SUPPORT TO OPERATIONS</b>														
Health Information Technology	-	-	4,651,792.00	4,651,792.00	-	-	-	4,651,792.00	4,651,792.00	15,779.00	44,490.00	984,726.00	1,044,995.00	1,044,995.00
Personnel Services	-	-	-	-	-	-	-	-	-	-	-	-	-	-
Maintenance & Other Operating Expenses	-	-	2,651,792.00	2,651,792.00	-	-	-	2,651,792.00	2,651,792.00	15,779.00	44,490.00	984,726.00	1,044,995.00	1,044,995.00
Capital Outlays	-	-	2,000,000.00	2,000,000.00	-	-	-	2,000,000.00	2,000,000.00	-	-	-	-	-
Operations of Regional Offices	104,351,000.00	-	-	104,351,000.00	104,351,000.00	-	-	-	104,351,000.00	15,402,965.96	11,403,098.55	1,188,200.45	27,994,264.96	52,891,580.56
Personnel Services	89,826,000.00	-	-	89,826,000.00	89,826,000.00	-	-	-	89,826,000.00	14,498,745.08	10,192,962.44	297,281.35	24,988,988.87	47,435,139.85
Maintenance & Other Operating Expenses	14,525,000.00	-	-	14,525,000.00	14,525,000.00	-	-	-	14,525,000.00	904,220.88	1,210,136.11	890,919.10	3,005,276.09	5,456,440.71
Capital Outlays	-	-	-	-	-	-	-	-	-	-	-	-	-	-
<b>TOTAL, STO</b>	104,351,000.00	-	4,651,792.00	109,002,792.00	104,351,000.00	-	-	4,651,792.00	109,002,792.00	15,418,744.96	11,447,588.55	2,172,926.45	29,039,259.96	53,936,575.56
<b>III. OPERATIONS</b>														
<b>PREXC OO : ACCESS TO PROMOTIVE AND PREVENTIVE HEALTH CARE SERVICES IMPROVED</b>														
<b>HEALTH POLICY AND STANDARDS DEVELOPMENT PROGRAM</b>	1,537,000.00	-	-	1,537,000.00	1,537,000.00	-	-	-	1,537,000.00	-	-	6,092.57	6,092.57	6,092.57
Health Sector Research Development	1,537,000.00	-	-	1,537,000.00	1,537,000.00	-	-	-	1,537,000.00	-	-	6,092.57	6,092.57	6,092.57
Personnel Services	-	-	-	-	-	-	-	-	-	-	-	-	-	-
Maintenance & Other Operating Expenses	1,537,000.00	-	-	1,537,000.00	1,537,000.00	-	-	-	1,537,000.00	-	-	6,092.57	6,092.57	6,092.57
<b>HEALTH SYSTEMS STRENGTHENING PROGRAM</b>	417,170,000.00	-	744,868,750.88	1,162,038,750.88	417,170,000.00	-	-	744,868,750.88	1,162,038,750.88	4,864,569.62	377,873,827.46	183,213,631.50	565,952,028.58	722,258,588.52
<b>SERVICE DELIVERY SUB-PROGRAM</b>	15,700,000.00	-	551,849,576.00	567,549,576.00	15,700,000.00	-	-	551,849,576.00	567,549,576.00	1,650,000.00	377,261,143.22	3,675,131.50	382,586,274.72	384,236,274.72
Health Facility Policy and Plan Development	-	-	8,479,590.00	8,479,590.00	-	-	-	8,479,590.00	8,479,590.00	-	-	-	-	-
Personnel Services	-	-	-	-	-	-	-	-	-	-	-	-	-	-
Maintenance & Other Operating Expenses	-	-	8,479,590.00	8,479,590.00	-	-	-	8,479,590.00	8,479,590.00	-	-	-	-	-
Health Facilities Enhancement Program	-	-	537,972,000.00	537,972,000.00	-	-	-	537,972,000.00	537,972,000.00	-	372,311,143.22	2,025,131.50	374,336,274.72	374,336,274.72
Personnel Services	-	-	-	-	-	-	-	-	-	-	-	-	-	-
Maintenance & Other Operating Expenses	-	-	-	-	-	-	-	-	-	-	-	-	-	-
Capital Outlays	-	-	537,972,000.00	537,972,000.00	-	-	-	537,972,000.00	537,972,000.00	-	372,311,143.22	2,025,131.50	374,336,274.72	374,336,274.72
<b>Local Health Systems Development and Assistance</b>	15,700,000.00	-	2,362,758.00	18,062,758.00	15,700,000.00	-	-	2,362,758.00	18,062,758.00	1,650,000.00	4,950,000.00	1,650,000.00	8,250,000.00	9,900,000.00
Personnel Services	-	-	-	-	-	-	-	-	-	-	-	-	-	-
Maintenance & Other Operating Expenses	15,700,000.00	-	2,362,758.00	18,062,758.00	15,700,000.00	-	-	2,362,758.00	18,062,758.00	1,650,000.00	4,950,000.00	1,650,000.00	8,250,000.00	9,900,000.00
Pharmaceutical Management	-	-	3,035,228.00	3,035,228.00	-	-	-	3,035,228.00	3,035,228.00	-	-	-	-	-



PROGRAM/ACTIVITY/PROJECT	APPROPRIATION				ALLOTMENTS					OBLIGATION-REGULAR				
	Authorized Appropriation	Adjustments (Transfer To/From Realignment)		Adjusted Appropriations	Allotments Received	Adjustments (Withdrawal, Realignment)	(Transfer to)	Transfer from	Adjusted Total Allotments	April	May	June	2nd Qtr ending June 30	TOTAL (REGULAR FUND)
		Outside Dept.	Within Dept.											
Personnel Services			-	-					-				-	-
Maintenance & Other Operating Expenses			3,035,228.00	3,035,228.00				3,035,228.00	3,035,228.00				-	-
HEALTH HUMAN RESOURCE SUB-PROGRAM	393,772,000.00	-	193,019,174.88	586,791,174.88	393,772,000.00	-	-	193,019,174.88	586,791,174.88	3,159,819.62	215,060.44	179,276,100.00	182,650,970.06	333,932,400.00
Human Resource for Health (HRH) Deployment	389,153,000.00	-	193,019,174.88	582,172,174.88	389,153,000.00	-	-	193,019,174.88	582,172,174.88	3,089,119.62	53,750.44	179,152,100.00	182,294,970.06	332,322,200.00
Personnel Services			13,158,908.20	13,158,908.20				13,158,908.20	13,158,908.20				-	-
Maintenance & Other Operating Expenses	389,153,000.00		179,860,266.68	569,013,266.68	389,153,000.00			179,860,266.68	569,013,266.68	3,089,119.62	53,750.44	179,152,100.00	182,294,970.06	332,322,200.00
Human Resources for Health (HRH) and Institutional Capacity Management	4,619,000.00	-	-	4,619,000.00	4,619,000.00	-	-	-	4,619,000.00	70,700.00	161,300.00	124,000.00	356,000.00	1,610,200.00
Personnel Services			-	-				-	-				-	-
Maintenance & Other Operating Expenses	4,619,000.00		-	4,619,000.00	4,619,000.00			-	4,619,000.00	70,700.00	161,300.00	124,000.00	356,000.00	1,610,200.00
HEALTH PROMOTION SUB-PROGRAM	7,698,000.00	-	-	7,698,000.00	7,698,000.00	-	-	-	7,698,000.00	54,750.00	397,633.80	262,400.00	714,783.80	4,089,913.80
Health Promotion	7,698,000.00	-	-	7,698,000.00	7,698,000.00	-	-	-	7,698,000.00	54,750.00	397,633.80	262,400.00	714,783.80	4,089,913.80
Personnel Services			-	-				-	-				-	-
Maintenance & Other Operating Expenses	7,698,000.00		-	7,698,000.00	7,698,000.00			-	7,698,000.00	54,750.00	397,633.80	262,400.00	714,783.80	4,089,913.80
PUBLIC HEALTH PROGRAM	245,367,000.00	-	15,435,550.23	260,802,550.23	245,367,000.00	-	-	15,435,550.23	260,802,550.23	12,356,788.95	73,610,653.42	5,393,044.55	91,360,486.92	134,574,411.22
PUBLIC HEALTH MANAGEMENT SUB-PROGRAM	245,367,000.00	-	15,048,730.23	260,415,730.23	245,367,000.00	-	-	15,048,730.23	260,415,730.23	12,356,788.95	73,610,653.42	5,393,044.55	91,360,486.92	134,574,411.22
Public Health Management	245,367,000.00	-	15,048,730.23	260,415,730.23	245,367,000.00	-	-	15,048,730.23	260,415,730.23	12,356,788.95	73,610,653.42	5,393,044.55	91,360,486.92	134,574,411.22
Personnel Services	30,426,000.00		-	30,426,000.00	30,426,000.00			-	30,426,000.00	4,232,124.83	4,336,350.13	185,900.45	8,754,375.41	15,767,778.25
Maintenance & Other Operating Expenses	214,941,000.00		15,048,730.23	229,989,730.23	214,941,000.00			15,048,730.23	229,989,730.23	8,124,664.12	69,274,303.29	5,207,144.10	82,606,111.51	118,806,632.97
Capital Outlays	-		-	-	-			-	-				-	-
FAMILY HEALTH SUB-PROGRAM	-	-	386,820.00	386,820.00	-	-	-	386,820.00	386,820.00	-	-	-	-	-
Family Health, Nutrition and Responsible Parenting	-	-	386,820.00	386,820.00	-	-	-	386,820.00	386,820.00	-	-	-	-	-
Personnel Services			-	-				-	-				-	-
Maintenance & Other Operating Expenses			386,820.00	386,820.00				386,820.00	386,820.00				-	-
EPIDEMIOLOGY AND SURVEILLANCE PROGRAM	1,452,000.00	-	-	1,452,000.00	1,452,000.00	-	-	-	1,452,000.00	-	-	458,932.60	458,932.60	458,932.60
Epidemiology and Surveillance	1,452,000.00	-	-	1,452,000.00	1,452,000.00	-	-	-	1,452,000.00	-	-	458,932.60	458,932.60	458,932.60
Personnel Services			-	-				-	-				-	-
Maintenance & Other Operating Expenses	1,452,000.00		-	1,452,000.00	1,452,000.00			-	1,452,000.00			458,932.60	458,932.60	458,932.60
HEALTH EMERGENCY MANAGEMENT PROGRAM	7,698,000.00	-	-	7,698,000.00	7,698,000.00	-	-	-	7,698,000.00	-	522,975.00	212,722.00	735,697.00	754,897.00
Health Emergency Preparedness and Response	7,698,000.00	-	-	7,698,000.00	7,698,000.00	-	-	-	7,698,000.00	-	522,975.00	212,722.00	735,697.00	754,897.00
Personnel Services			-	-				-	-				-	-
Maintenance & Other Operating Expenses	7,698,000.00		-	7,698,000.00	7,698,000.00			-	7,698,000.00		522,975.00	212,722.00	735,697.00	754,897.00
SUB-TOTAL, 00 : ACCESS TO PROMOTIVE AND PREVENTIVE HEALTH CARE SERVICES IMPROVED	673,224,000.00	-	760,304,301.11	1,433,528,301.11	673,224,000.00	-	-	760,304,301.11	1,433,528,301.11	17,221,358.57	452,007,455.88	189,284,423.22	658,513,237.67	858,052,921.91
PREXC 00 : ACCESS TO CURATIVE AND REHABILITATIVE HEALTH CARE SERVICES IMPROVED	-	-	-	-	-	-	-	-	-	-	-	-	-	-
HEALTH FACILITIES OPERATION PROGRAM	-	-	1,000,000.00	1,000,000.00	-	-	-	1,000,000.00	1,000,000.00	-	-	-	-	-
CURATIVE HEALTH CARE SUB-PROGRAM	-	-	1,000,000.00	1,000,000.00	-	-	-	1,000,000.00	1,000,000.00	-	-	-	-	-
Operation of Blood Centers and National Voluntary Blood Services Program	-	-	1,000,000.00	1,000,000.00	-	-	-	1,000,000.00	1,000,000.00	-	-	-	-	-
Personnel Services			-	-				-	-				-	-
Maintenance & Other Operating Expenses			1,000,000.00	1,000,000.00				1,000,000.00	1,000,000.00				-	-
SUB-TOTAL, 00 : ACCESS TO CURATIVE AND REHABILITATIVE HEALTH CARE SERVICES IMPROVED	-	-	1,000,000.00	1,000,000.00	-	-	-	1,000,000.00	1,000,000.00	-	-	-	-	-
PREXC 00 : ACCESS TO SAFE AND QUALITY HEALTH COMMODITIES, DEVICES AND FACILITIES ENSURED	-	-	-	-	-	-	-	-	-	-	-	-	-	-
HEALTH REGULATORY PROGRAM	19,222,000.00	-	-	19,222,000.00	19,222,000.00	-	-	-	19,222,000.00	1,812,431.26	1,951,352.62	206,165.10	3,969,948.98	9,240,416.52
HEALTH FACILITIES AND SERVICES REGULATION SUB-PROGRAM	19,222,000.00	-	-	19,222,000.00	19,222,000.00	-	-	-	19,222,000.00	1,812,431.26	1,951,352.62	206,165.10	3,969,948.98	9,240,416.52



PROGRAM/ACTIVITY/PROJECT	APPROPRIATION				ALLOTMENTS					OBLIGATION-REGULAR				
	Authorized Appropriation	Adjustments (Transfer To/From Realignment)		Adjusted Appropriations	Allotments Received	Adjustments (Withdrawal, Realignment)	(Transfer to)	Transfer from	Adjusted Total Allotments	April	May	June	2nd Qtr ending June 30	TOTAL (REGULAR FUND)
		Outside Dept.	Within Dept.											
Regulation of Regional Health Facilities and Services	19,222,000.00	-	-	19,222,000.00	19,222,000.00	-	-	-	19,222,000.00	1,812,431.26	1,951,352.62	206,165.10	3,969,948.98	9,240,416.52
Personnel Services	11,723,000.00		-	11,723,000.00	11,723,000.00				11,723,000.00	1,566,013.98	1,528,174.97	12,638.97	3,106,827.92	5,592,027.09
Maintenance & Other Operating Expenses	7,499,000.00		-	7,499,000.00	7,499,000.00				7,499,000.00	246,417.28	423,177.65	193,526.13	863,121.06	3,648,389.43
Capital Outlays	-		-	-	-				-					
SUB-TOTAL, 00: ACCESS TO SAFE AND QUALITY HEALTH COMMODITIES, DEVICES AND FACILITIES ENSURED	19,222,000.00	-	-	19,222,000.00	19,222,000.00	-	-	-	19,222,000.00	1,812,431.26	1,951,352.62	206,165.10	3,969,948.98	9,240,416.52
PREXC 00: ACCESS TO SOCIAL HEALTH PROTECTION ASSURED			-	-					-				-	-
SOCIAL HEALTH PROTECTION PROGRAM			-	-					-					
PROJECTS			-	-					-				-	-
LOCALLY - FUNDED PROJECTS		-	129,750,000.00	129,750,000.00	-	-	-	129,750,000.00	129,750,000.00			-	-	-
Assistance to indigent patients enter, confined or out patient in government hospitals/specialty hospitals/igu hospitals/Philippine General Hospital/Mental Hospital/Cebu Children's Hospital	-		129,750,000.00	129,750,000.00	-	-	-	129,750,000.00	129,750,000.00	-	-		-	-
Maintenance & Other Operating Expenses			129,750,000.00	129,750,000.00				129,750,000.00	129,750,000.00				-	-
SUB-TOTAL, 00: ACCESS TO SOCIAL HEALTH PROTECTION ASSURED	-	-	129,750,000.00	129,750,000.00	-	-	-	129,750,000.00	129,750,000.00		-		-	-
TOTAL, OPERATIONS	692,446,000.00	-	891,054,301.11	1,583,500,301.11	692,446,000.00	-	-	891,054,301.11	1,583,500,301.11	19,033,789.83	453,958,808.50	189,490,588.32	662,483,186.65	867,293,338.43
TOTAL NEW APPROPRIATIONS	796,797,000.00	-	903,307,181.11	1,700,104,181.11	796,797,000.00	-	-	903,307,181.11	1,700,104,181.11	34,452,534.79	465,406,397.05	191,663,514.77	691,522,446.61	921,229,913.99
PS	131,975,000.00	-	20,759,996.20	152,734,996.20	131,975,000.00	-	-	20,759,996.20	152,734,996.20	20,296,883.89	16,057,487.54	495,820.77	36,850,192.20	68,794,945.19
MOOE	664,822,000.00	-	342,575,184.91	1,007,397,184.91	664,822,000.00	-	-	342,575,184.91	1,007,397,184.91	14,155,650.90	77,037,766.29	189,142,562.50	280,335,979.69	478,098,694.08
CO	-	-	539,972,000.00	539,972,000.00	-	-	-	539,972,000.00	539,972,000.00	-	372,311,143.22	2,025,131.50	374,336,274.72	374,336,274.72
II. AUTOMATIC APPROPRIATION									-				-	-
Retirement and Life Insurance Premium	11,089,000.00	-	-	11,089,000.00	11,089,000.00	-	-	-	11,089,000.00	1,954,986.00	936,969.50	900,872.77	3,792,828.27	5,476,137.27
Personnel Services	11,089,000.00		-	11,089,000.00	11,089,000.00				11,089,000.00	1,954,986.00	936,969.50	900,872.77	3,792,828.27	5,476,137.27
SUB-TOTAL, AUTOMATIC APPROPRIATION	11,089,000.00	-	-	11,089,000.00	11,089,000.00	-	-	-	11,089,000.00	1,954,986.00	936,969.50	900,872.77	3,792,828.27	5,476,137.27
PS	11,089,000.00	-	-	11,089,000.00	11,089,000.00	-	-	-	11,089,000.00	1,954,986.00	936,969.50	900,872.77	3,792,828.27	5,476,137.27
MOOE	-	-	-	-	-	-	-	-	-	-	-	-	-	-
CO	-	-	-	-	-	-	-	-	-	-	-	-	-	-
III. SPECIAL PURPOSE FUND									-				-	-
Pension and Gradiuity Fund	-	-	3,671,201.00	3,671,201.00	-	-	-	3,671,201.00	3,671,201.00	-	-	-	-	-
Personnel Services			3,671,201.00	3,671,201.00				3,671,201.00	3,671,201.00				-	-
Miscellaneous Personnel Benefits Fund	-	-	3,853,415.00	3,853,415.00	-	-	-	3,853,415.00	3,853,415.00	-	-	-	-	-
Personnel Services	-	-	3,853,415.00	3,853,415.00	-	-	-	3,853,415.00	3,853,415.00	-	-	-	-	-
SUB-TOTAL, SPECIAL PURPOSE	-	-	7,524,616.00	7,524,616.00	-	-	-	7,524,616.00	7,524,616.00	-	-	-	-	-
PS	-	-	7,524,616.00	7,524,616.00	-	-	-	7,524,616.00	7,524,616.00	-	-	-	-	-
MOOE	-	-	-	-	-	-	-	-	-	-	-	-	-	-
CO	-	-	-	-	-	-	-	-	-	-	-	-	-	-
GRAND TOTAL (CURRENT YEAR 2018)	807,886,000.00	-	910,831,797.11	1,718,717,797.11	807,886,000.00	-	-	910,831,797.11	1,718,717,797.11	36,407,520.79	466,343,366.55	192,564,387.54	695,315,274.88	926,706,051.26
PS	143,064,000.00	-	28,284,612.20	171,348,612.20	143,064,000.00	-	-	28,284,612.20	171,348,612.20	22,251,869.89	16,994,457.04	1,396,693.54	40,643,020.47	74,271,082.46
MOOE	664,822,000.00	-	342,575,184.91	1,007,397,184.91	664,822,000.00	-	-	342,575,184.91	1,007,397,184.91	14,155,650.90	77,037,766.29	189,142,562.50	280,335,979.69	478,098,694.08
CO	-	-	539,972,000.00	539,972,000.00	-	-	-	539,972,000.00	539,972,000.00	-	372,311,143.22	2,025,131.50	374,336,274.72	374,336,274.72
FE									-			-	-	-



OBLIGATION-SAA					TOTAL OBLIGATION					CURRENT YEAR DISBURSEMENTS					BALANCES			
April	May	June	2nd Qtr ending June 30	TOTAL (SAA)	April	May	June	2nd Qtr ending June 30	TOTAL (REGULAR FUND)	1st Qtr ending March 31	2nd Qtr ending June 30	3rd Qtr ending Sept. 30	4th Qtr ending Dec. 31	TOTAL	Unreleased Appropriation	Unobligated Allotment	UNPAID OBLIGATION	
																	Due and Demandable	Not Yet Due and Demandable
747,479.00	2,077,862.88	43,928.35	2,869,270.23	2,869,270.23	747,479.00	2,077,862.88	43,928.35	2,869,270.23	2,869,270.23	-	2,533,850.00	-	-	2,533,850.00	-	4,731,817.77	335,420.23	
747,479.00	2,077,862.88	43,928.35	2,869,270.23	2,869,270.23	747,479.00	2,077,862.88	43,928.35	2,869,270.23	2,869,270.23		2,533,850.00			2,533,850.00	-	4,731,817.77	335,420.23	-
747,479.00	2,077,862.88	43,928.35	2,869,270.23	2,869,270.23	747,479.00	2,077,862.88	43,928.35	2,869,270.23	2,869,270.23	-	2,533,850.00	-	-	2,533,850.00	-	4,731,817.77	335,420.23	-
-	-	-	-	273,216.00	15,779.00	44,490.00	984,726.00	1,044,995.00	1,318,211.00	57,113.33	126,819.00	-	-	183,932.33	-	3,333,581.00	1,134,278.67	-
				-	-	-	-	-	-					-	-	-	-	-
				-	-	-	-	-	-	57,113.33	126,819.00			183,932.33	-	1,333,581.00	1,134,278.67	-
				-	-	-	-	-	-					-	-	2,000,000.00	-	-
-	-	-	-	-	-	15,402,965.96	11,403,098.55	1,188,200.45	27,994,264.96	52,891,580.56	7,268,955.37	27,823,896.01	-	35,092,851.38	-	51,459,419.44	17,798,729.18	-
				-	-	14,498,745.08	10,192,962.44	297,281.35	24,988,988.87	47,435,139.85	6,394,715.04	24,926,424.39	-	31,321,139.43	-	42,390,860.15	16,114,000.42	-
				-	-	904,220.88	1,210,136.11	890,919.10	3,005,276.09	5,456,440.71	874,240.33	2,897,471.62	-	3,771,711.95	-	9,068,559.29	1,684,728.76	-
				-	-	-	-	-	-					-	-	-	-	-
-	-	-	-	273,216.00	15,418,744.96	11,447,588.55	2,172,926.45	29,039,259.96	54,209,791.56	7,326,068.70	27,950,715.01	-	-	35,276,783.71	-	54,793,000.44	18,933,007.85	-
				-	-	-	-	-	-					-	-	-	-	-
				-	-	-	-	-	-					-	-	-	-	-
-	-	-	-	-	-	-	6,092.57	6,092.57	6,092.57	-	6,092.57	-	-	6,092.57	-	1,530,907.43	-	-
				-	-	-	-	-	-					-	-	-	-	-
-	-	-	-	-	-	-	6,092.57	6,092.57	6,092.57	-	6,092.57	-	-	6,092.57	-	1,530,907.43	-	-
				-	-	-	-	-	-					-	-	-	-	-
				-	-	-	6,092.57	6,092.57	6,092.57		6,092.57			6,092.57	-	1,530,907.43	-	-
1,337,273.48	1,883,310.12	1,823,624.48	5,044,208.08	189,074,036.44	6,201,843.10	379,757,137.58	185,037,255.98	570,996,236.66	911,332,624.96	33,280,400.14	143,272,628.14	-	-	176,553,028.28	-	250,706,125.92	734,779,596.68	-
-	68,528.50	214,529.00	283,057.50	1,554,884.50	1,650,000.00	377,329,671.72	3,869,660.50	382,869,332.22	385,781,159.22	280,182.71	133,897,536.50	-	-	134,177,719.21	-	181,758,416.78	251,613,440.01	-
-	-	-	-	1,219,408.00	-	-	-	-	1,219,408.00	280,182.71	-	-	-	280,182.71	-	7,260,182.00	939,225.29	-
				-	-	-	-	-	-					-	-	-	-	-
				1,219,408.00	-	-	-	-	1,219,408.00	280,182.71				280,182.71	-	7,260,182.00	939,225.29	-
-	-	-	-	-	-	372,311,143.22	2,025,131.50	374,336,274.72	374,336,274.72	-	125,558,000.00	-	-	125,558,000.00	-	163,635,725.28	248,778,274.72	-
				-	-	-	-	-	-					-	-	-	-	-
				-	-	-	-	-	-					-	-	-	-	-
				-	-	372,311,143.22	2,025,131.50	374,336,274.72	374,336,274.72		125,558,000.00			125,558,000.00	-	163,635,725.28	248,778,274.72	-
-	-	192,000.00	192,000.00	244,419.00	1,650,000.00	4,950,000.00	1,842,000.00	8,442,000.00	10,144,419.00	-	8,250,000.00	-	-	8,250,000.00	-	7,918,339.00	1,894,419.00	-
				-	-	-	-	-	-					-	-	-	-	-
		192,000.00	192,000.00	244,419.00	1,650,000.00	4,950,000.00	1,842,000.00	8,442,000.00	10,144,419.00		8,250,000.00			8,250,000.00	-	7,918,339.00	1,894,419.00	-
-	68,528.50	22,529.00	91,057.50	91,057.50	-	68,528.50	22,529.00	91,057.50	91,057.50	-	89,536.50	-	-	89,536.50	-	2,944,170.50	1,521.00	-



OBLIGATION-SAA					TOTAL OBLIGATION					CURRENT YEAR DISBURSEMENTS					BALANCES			
April	May	June	2nd Qtr ending June 30	TOTAL (SAA)	April	May	June	2nd Qtr ending June 30	TOTAL (REGULAR FUND)	1st Qtr ending March 31	2nd Qtr ending June 30	3rd Qtr ending Sept. 30	4th Qtr ending Dec. 31	TOTAL	Unreleased Appropriation	Unobligated Allotment	UNPAID OBLIGATION	
																	Due and Demandable	Not Yet Due and Demandable
	68,528.50	22,529.00	91,057.50	91,057.50	-	68,528.50	22,529.00	91,057.50	91,057.50		89,536.50			89,536.50	-	2,944,170.50	1,521.00	-
1,337,273.48	1,814,781.62	1,609,095.48	4,761,150.58	187,519,151.94	4,497,093.10	2,029,832.06	180,865,195.48	187,412,120.64	521,451,551.94	33,008,217.43	8,772,658.64	-	-	41,772,876.07	-	65,339,622.94	479,878,875.87	-
1,337,273.48	1,814,781.62	1,609,095.48	4,761,150.58	187,519,151.94	4,426,393.10	1,868,532.06	180,761,195.48	187,056,120.64	519,841,351.94	32,401,217.43	8,450,158.64	-	-	40,851,376.07	-	62,330,822.94	478,989,975.87	-
1,337,273.48	1,683,981.62	1,609,095.48	4,630,350.58	8,355,233.26	1,337,273.48	1,683,981.62	1,609,095.48	4,630,350.58	8,355,233.26	2,603,435.08	4,630,350.58			7,233,785.66	-	4,803,674.94	1,121,447.60	-
	130,800.00		130,800.00	179,163,918.68	3,089,119.62	184,550.44	179,152,100.00	182,425,770.06	511,486,118.68	29,797,782.35	3,819,808.06			33,617,590.41	-	57,527,148.00	477,868,528.27	-
					70,700.00	161,300.00	124,000.00	356,000.00	1,610,200.00	599,000.00	322,500.00	-	-	921,500.00	-	3,008,800.00	688,700.00	-
					70,700.00	161,300.00	124,000.00	356,000.00	1,610,200.00	599,000.00	322,500.00			921,500.00	-	3,008,800.00	688,700.00	-
					54,750.00	397,633.80	262,400.00	714,783.80	4,089,913.80	-	602,433.00	-	-	602,433.00	-	3,608,086.20	3,487,480.80	-
					54,750.00	397,633.80	262,400.00	714,783.80	4,089,913.80	-	602,433.00	-	-	602,433.00	-	3,608,086.20	3,487,480.80	-
					54,750.00	397,633.80	262,400.00	714,783.80	4,089,913.80		602,433.00			602,433.00	-	3,608,086.20	3,487,480.80	-
71,556.00	181,431.00	347,886.00	600,873.00	3,622,666.60	12,428,344.95	73,792,084.42	5,740,930.55	91,961,359.92	138,197,077.82	8,855,736.28	25,756,353.40	-	-	34,612,089.68	-	122,605,472.41	103,584,988.14	-
71,556.00	181,431.00	347,886.00	600,873.00	3,622,666.60	12,428,344.95	73,792,084.42	5,740,930.55	91,961,359.92	138,197,077.82	8,855,736.28	25,756,353.40			34,612,089.68	-	122,218,652.41	103,584,988.14	-
71,556.00	181,431.00	347,886.00	600,873.00	3,622,666.60	12,428,344.95	73,792,084.42	5,740,930.55	91,961,359.92	138,197,077.82	8,855,736.28	25,756,353.40	-	-	34,612,089.68	-	122,218,652.41	103,584,988.14	-
					4,232,124.83	4,336,350.13	185,900.45	8,754,375.41	15,767,778.25	2,149,273.03	8,728,297.80			10,877,570.83	-	14,658,221.75	4,890,207.42	-
71,556.00	181,431.00	347,886.00	600,873.00	3,622,666.60	8,196,220.12	89,455,734.29	5,555,030.10	83,206,984.51	122,429,299.57	6,706,463.25	17,028,055.60			23,734,518.85	-	107,560,430.66	98,694,780.72	-
																386,820.00		-
																386,820.00		-
																386,820.00		-
							458,932.60	458,932.60	458,932.60		450,408.60	-	-	450,408.60	-	993,067.40	8,524.00	-
							458,932.60	458,932.60	458,932.60	-	450,408.60	-	-	450,408.60	-	993,067.40	8,524.00	-
							458,932.60	458,932.60	458,932.60		450,408.60			450,408.60	-	993,067.40	8,524.00	-
						522,975.00	212,722.00	735,697.00	754,897.00	-	576,771.60	-	-	576,771.60	-	6,943,103.00	178,125.40	-
						522,975.00	212,722.00	735,697.00	754,897.00	-	576,771.60	-	-	576,771.60	-	6,943,103.00	178,125.40	-
						522,975.00	212,722.00	735,697.00	754,897.00		576,771.60			576,771.60	-	6,943,103.00	178,125.40	-
1,408,829.48	2,064,741.12	2,171,510.48	5,645,081.08	192,696,703.04	18,630,188.05	454,072,197.00	191,455,933.70	664,158,318.75	1,050,749,624.95	42,136,136.42	170,062,254.31	-	-	212,198,390.73	-	382,778,676.16	838,551,234.22	-
240,000.00	-	316,000.00	556,000.00	716,255.00	240,000.00	-	316,000.00	556,000.00	716,255.00	22,733.09	476,000.00	-	-	498,733.09	-	283,745.00	217,521.91	-
240,000.00	-	316,000.00	556,000.00	716,255.00	240,000.00	-	316,000.00	556,000.00	716,255.00	22,733.09	476,000.00	-	-	498,733.09	-	283,745.00	217,521.91	-
240,000.00	-	316,000.00	556,000.00	716,255.00	240,000.00	-	316,000.00	556,000.00	716,255.00	22,733.09	476,000.00	-	-	498,733.09	-	283,745.00	217,521.91	-
240,000.00	-	316,000.00	556,000.00	716,255.00	240,000.00	-	316,000.00	556,000.00	716,255.00	22,733.09	476,000.00			498,733.09	-	283,745.00	217,521.91	-
240,000.00	-	316,000.00	556,000.00	716,255.00	240,000.00	-	316,000.00	556,000.00	716,255.00	22,733.09	476,000.00	-	-	498,733.09	-	283,745.00	217,521.91	-
					1,812,431.26	1,951,352.62	206,165.10	3,969,948.98	9,240,416.52	1,622,430.98	3,910,436.01	-	-	5,532,866.99	-	9,981,683.48	3,707,549.53	-
					1,812,431.26	1,951,352.62	206,165.10	3,969,948.98	9,240,416.52	1,622,430.98	3,910,436.01	-	-	5,532,866.99	-	9,981,683.48	3,707,549.53	-

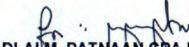


OBLIGATION-SAA					TOTAL OBLIGATION					CURRENT YEAR DISBURSEMENTS					BALANCES			
April	May	June	2nd Qtr ending June 30	TOTAL (SAA)	April	May	June	2nd Qtr ending June 30	TOTAL (REGULAR FUND)	1st Qtr ending March 31	2nd Qtr ending June 30	3rd Qtr ending Sept. 30	4th Qtr ending Dec. 31	TOTAL	Unreleased Appropriation	Unobligated Allotment	UNPAID OBLIGATION	
																	Due and Demandable	Not Yet Due and Demandable
-	-	-	-	-	1,812,431.26	1,951,352.62	206,165.10	3,969,948.98	9,240,416.52	1,622,430.98	3,910,436.01	-	-	5,532,866.99	-	9,981,583.48	3,707,549.53	-
-	-	-	-	-	1,566,013.98	1,528,174.97	12,638.97	3,106,827.92	5,592,027.09	724,091.95	3,096,088.95	-	-	3,820,180.90	-	6,130,972.91	1,771,846.19	-
-	-	-	-	-	246,417.28	423,177.65	193,526.13	863,121.06	3,648,309.43	898,339.03	814,347.06	-	-	1,712,686.09	-	3,850,610.57	1,935,703.34	-
-	-	-	-	-	-	-	-	-	-	-	-	-	-	-	-	-	-	-
-	-	-	-	-	1,812,431.26	1,951,352.62	206,165.10	3,969,948.98	9,240,416.52	1,622,430.98	3,910,436.01	-	-	5,532,866.99	-	9,981,583.48	3,707,549.53	-
-	-	-	-	-	-	-	-	-	-	-	-	-	-	-	-	-	-	-
-	-	-	-	-	-	-	-	-	-	-	-	-	-	-	-	-	-	-
-	-	-	-	-	-	-	-	-	-	-	-	-	-	-	-	-	-	-
-	-	-	-	-	-	-	-	-	-	-	-	-	-	-	-	-	-	-
1,480,821.94	1,131,003.84	12,464,367.41	15,076,193.19	15,510,923.63	1,480,821.94	1,131,003.84	12,464,367.41	15,076,193.19	15,510,923.63	-	14,384,616.37	-	-	14,384,616.37	-	114,239,076.37	1,126,307.26	-
1,480,821.94	1,131,003.84	12,464,367.41	15,076,193.19	15,510,923.63	1,480,821.94	1,131,003.84	12,464,367.41	15,076,193.19	15,510,923.63	-	14,384,616.37	-	-	14,384,616.37	-	114,239,076.37	1,126,307.26	-
1,480,821.94	1,131,003.84	12,464,367.41	15,076,193.19	15,510,923.63	1,480,821.94	1,131,003.84	12,464,367.41	15,076,193.19	15,510,923.63	-	14,384,616.37	-	-	14,384,616.37	-	114,239,076.37	1,126,307.26	-
1,480,821.94	1,131,003.84	12,464,367.41	15,076,193.19	15,510,923.63	1,480,821.94	1,131,003.84	12,464,367.41	15,076,193.19	15,510,923.63	-	14,384,616.37	-	-	14,384,616.37	-	114,239,076.37	1,126,307.26	-
3,129,651.42	3,195,744.96	14,951,877.89	21,277,274.27	208,923,881.67	22,163,441.25	457,154,553.46	204,442,466.21	683,760,460.92	1,076,217,220.10	43,781,300.49	188,833,306.69	-	-	232,614,607.18	-	507,283,081.01	843,602,612.92	-
3,877,130.42	5,273,607.84	14,995,806.24	24,146,544.50	212,066,367.90	38,329,665.21	470,680,004.89	206,659,321.01	715,668,991.11	1,133,296,281.89	51,107,369.19	219,317,871.70	-	-	270,425,240.89	-	566,807,899.22	862,871,041.00	-
2,084,752.48	3,761,844.50	1,653,023.83	7,499,620.81	11,224,503.49	22,381,636.37	19,819,332.04	2,148,844.60	44,349,813.01	80,019,448.68	11,871,515.10	43,915,011.72	-	-	55,786,526.82	-	72,715,547.52	24,232,921.86	-
1,792,377.94	1,511,763.34	13,342,782.41	16,646,923.69	200,841,864.41	15,948,028.84	78,549,529.63	202,485,344.91	296,982,903.38	678,940,558.49	39,235,854.09	49,844,859.98	-	-	89,080,714.07	-	328,456,626.42	589,859,844.42	-
-	-	-	-	-	-	372,311,143.22	2,025,131.50	374,336,274.72	374,336,274.72	-	125,558,000.00	-	-	125,558,000.00	-	165,635,725.28	248,778,274.72	-
-	-	-	-	-	-	-	-	-	-	-	-	-	-	-	-	-	-	-
-	-	-	-	-	1,954,986.00	936,969.50	900,872.77	3,792,828.27	5,476,137.27	1,683,309.00	3,792,828.27	-	-	5,476,137.27	-	5,612,862.73	-	-
-	-	-	-	-	1,954,986.00	936,969.50	900,872.77	3,792,828.27	5,476,137.27	1,683,309.00	3,792,828.27	-	-	5,476,137.27	-	5,612,862.73	-	-
-	-	-	-	-	1,954,986.00	936,969.50	900,872.77	3,792,828.27	5,476,137.27	1,683,309.00	3,792,828.27	-	-	5,476,137.27	-	5,612,862.73	-	-
-	-	-	-	-	1,954,986.00	936,969.50	900,872.77	3,792,828.27	5,476,137.27	1,683,309.00	3,792,828.27	-	-	5,476,137.27	-	5,612,862.73	-	-
-	-	-	-	-	-	-	-	-	-	-	-	-	-	-	-	-	-	-
-	-	-	-	-	-	-	-	-	-	-	-	-	-	-	-	-	-	-
2,793,937.00	-	-	2,793,937.00	3,671,201.00	2,793,937.00	-	-	2,793,937.00	3,671,201.00	877,264.00	2,374,351.41	-	-	3,251,615.41	-	-	419,585.59	-
2,793,937.00	-	-	2,793,937.00	3,671,201.00	2,793,937.00	-	-	2,793,937.00	3,671,201.00	877,264.00	2,374,351.41	-	-	3,251,615.41	-	-	419,585.59	-
-	196,000.00	-	196,000.00	3,841,287.40	-	196,000.00	-	196,000.00	3,841,287.40	3,645,287.40	196,000.00	-	-	3,841,287.40	-	12,127.60	-	-
-	196,000.00	-	196,000.00	3,841,287.40	-	196,000.00	-	196,000.00	3,841,287.40	3,645,287.40	196,000.00	-	-	3,841,287.40	-	12,127.60	-	-
2,793,937.00	196,000.00	-	2,989,937.00	7,512,488.40	2,793,937.00	196,000.00	-	2,989,937.00	7,512,488.40	4,522,551.40	2,570,351.41	-	-	7,092,902.81	-	12,127.60	419,585.59	-
2,793,937.00	196,000.00	-	2,989,937.00	7,512,488.40	2,793,937.00	196,000.00	-	2,989,937.00	7,512,488.40	4,522,551.40	2,570,351.41	-	-	7,092,902.81	-	12,127.60	419,585.59	-
-	-	-	-	-	-	-	-	-	-	-	-	-	-	-	-	-	-	-
-	-	-	-	-	-	-	-	-	-	-	-	-	-	-	-	-	-	-
6,671,067.42	5,469,607.84	14,995,806.24	27,136,481.50	219,578,856.30	43,078,588.21	471,812,974.39	207,560,193.78	722,451,756.38	1,146,284,907.56	57,313,229.59	225,681,051.38	-	-	282,994,280.97	-	572,432,889.55	863,290,626.59	-
4,878,689.48	3,957,844.50	1,653,023.83	10,489,557.81	18,736,991.89	27,130,559.37	20,952,301.54	3,049,717.37	51,132,578.28	93,008,074.35	18,077,375.50	50,278,191.40	-	-	68,355,566.90	-	78,340,537.85	24,652,507.45	-
1,792,377.94	1,511,763.34	13,342,782.41	16,646,923.69	200,841,864.41	15,948,028.84	78,549,529.63	202,485,344.91	296,982,903.38	678,940,558.49	39,235,854.09	49,844,859.98	-	-	89,080,714.07	-	328,456,626.42	589,859,844.42	-
-	-	-	-	-	-	372,311,143.22	2,025,131.50	374,336,274.72	374,336,274.72	-	125,558,000.00	-	-	125,558,000.00	-	165,635,725.28	248,778,274.72	-
-	-	-	-	-	-	-	-	-	-	-	-	-	-	-	-	-	-	-


Certified Correct:

  
CORAZON D. CORCOCHEA  
Administrative Officer V  
July 10, 2018


Certified Correct:

  
ADLAI M. PATNAAN, CPA, MBA  
Chief Accountant  
July 10, 2018

Recommending Approval:

  
RACEL G. CARREON, MM  
Chief Admin. Officer  
July 10, 2018

Approved By:

  
EDUARDO C. JANAIRIO, MD, MPH, CESO III  
Director IV  
July 10, 2018