



Republic of the Philippines  
Department of Health  
Knowledge Management and  
Information Technology Service

Control No.:

KMITS-KMD-Web  
Form 2.A

Revision No.:

0

Effectivity:

April 1, 2016

WEBSITE CONTENT UPDATE FORM 2.A  
HEALTH PROGRAMS

ACTION: ☐ Add ☐ Edit ☐ Delete

I. TITLE: Maternal Health Program

II. DESCRIPTION: (Please use separate sheet if necessary)

**Maternal health** refers to the **health** of women during pregnancy, childbirth and the postpartum period. While motherhood is often a positive and fulfilling experience, for too many women it is associated with suffering, ill-health and even death.

Decreasing the rates of **maternal mortality** and morbidity in developing countries is important because poor **maternal health** is both an indicator and a cause of extreme poverty. ... In many developing countries, complications of pregnancy and childbirth are the leading causes of **death** among women of reproductive age.

A. VISION

To achieve a **maternal mortality** rate of fewer than **50 deaths per 100,000 live births**. ... With concerted effort from the international community and with strong political commitment, we can end preventable **maternal** deaths within a generation.

B. MISSION

To improve perinatal **health** outcomes and quality of care, reduce **health** disparities, such as neonatal and **maternal** disability and **death**. We are working to achieve Healthy People 2020 objectives for **maternal-infant health** and Millennium Development Goal 5: to reduce **maternal mortality**.

C. OBJECTIVES

To reduce maternal mortality ratio (MMR) by 70 per 100,000 livebirth in Calabarzon  
To increase antenatal care (ANC) to 90%.

(FHSIS, as of September 2018: MMR= 45.53/100000 livebirths; ANC = 28.61%)

D. PROGRAM COMPONENTS

1. ADVOCACY
2. CAPACITY BUILDING
3. MONITORING AND EVALUATION
4. PROVISION OF LOGISTICS
5. TECHNICAL ASSISTANCE TO LGU'S, PARTNERS AND STAKEHOLDERS

E. TARGET POPULATION/CLIENT

MOTHER AND NEONATES IN CALABARZON

F. AREA OF COVERAGE

5 Provinces in Calabarzon (Cavite, Laguna, Batangas, Rizal, Quezon)

G. PARTNER INSTITUTIONS

LGU'S, MEDICAL TRAINING INSTITUTIONS,  
NGO'S OTHER GOVERNMENT AGENCIES AND DIVISIONS

H. POLICIES AND LAWS

1. ADMINISTRATIVE ORDER 2008-0029 (SEPT. 9, 2008)
  2. ADMINISTRATIVE ORDER 2009-0025 (DEC. 01, 2009)
  3. ADMINISTRATIVE ORDER NO. 2012 -0009 (JUNE 27, 2012)
  4. RESPONSIBLE PARENTHOOD AND REPRODUCTIVE ACT OF 2012 (RH I-AW)
  5. ADMINISTRATIVE ORDER NO. 2010-0001
  6. ADMINISTRATIVE ORDER 2010-0010: (APRIL 19, 2010)
- ADMINISTRATIVE ORDER NO. 2011-0014

III. STRATEGIES, ACTION POINTS, AND TIMELINE

1. EVERY PREGNANCY is WANTED, PLANNED AND SUPPORTED
2. EVERY PREGNANCY is ADEQUATELY MANAGED

#### IV. CALENDAR OF ACTIVITIES

##### JANUARY

N/A

##### FEBRUARY

- CONSULTATIVE MEETING/WORKSHOP ON MATERNAL HEALTH STATUS SAFE MOTHERHOOD AND FAMILY PLANNING
- MATERNAL DEATH REVIEW CAVITE PROVINCE

##### MARCH

- WOMEN'S MONTH CELEBRATION LAGUNA PROVINCE

##### APRIL

- N/A

##### MAY

- ASSESSMENT OF HOSPITAL LEVEL IN QUEZON MEDICAL CENTER LUCENA CITY QUEZON PROVINCE

##### JUNE

- MONITOR BEMONC FACILITY BINANGONAN RIZAL
- FACILITY ASSESSMENT QUEEN MARY HELP OF CHRISTIAN HOSPITAL CARDONA RIZAL
- LAUNCHING SDN RIZAL PROVINCE
- FAMILY PLANNING DAY VELARDE HEALTH CENTER AND BIRTHING HOME 1, IMUS CAVITE
- MONITOR BEMONC FACILITY SAN MATEO RIZAL
- 2<sup>ND</sup> QUARTER REGIONAL INTER AGENCY ADVISORY COMMITTEE MEETING CALABARZON – IBAAN BATNGAS
- VALIDATION ON MIDWIFE MENTEES AND MENTORING (3M's) CAVITE PROVINCE

##### JULY

- MONITOR SELECTED BEMONC FACILITY, RHU AND BHS RIZAL PROVINCE
- MONITOR BEMONC FACILITY AND SELECTED RHU, BHS CARDONA RIZAL

##### AUGUST

- LAUNCHING OF 1<sup>ST</sup> Q1K AND BUNTIS CONGRESS JOMALIG QUEZON
- BUNTIS CONGRESS SAN PABLO CITY DISTRICT HOSPITAL, LAGUNA
- FAMILY PLANNING PROGRAM IMPLEMENTATION REVIEW – RICHVILLE HOTEL MANDALUYONG
- BUNTIS CONGRESS – LPH SAN PABLO CITY LAGUNA

##### SEPTEMBER

- BUNTIS CONGRESS TANAY RIZAL
- MATERNAL DEATH REVIEW – SANTA ROSA LAGUNA
- MONITOR BEMONC FACILITY LOS BAÑOS LAGUNA
- INVESTIGATE NEONATAL TETANUS DEATH LOS BAÑOS LAGUNA
- 7<sup>TH</sup> REGIONAL GENDER AND DEVELOPMENT CONVENTION
- TEENAGE PREGNANCY SYMPOSIUM GE. SAN LUIS HIGH SCHOOL STA CRUZ LAGUNA
- BEMONC TRAINING FOR MIDWIVES – RIZAL MEDICAL CENTER PASIG
- CLINICAL CASE CONFERENCE SANTA ROSA LAGUNA

##### OCTOBER

- COMMUNITY HEALTH WORKERS (BHW) SEMINAR ON RPRH LAW & FAMILY PLANNING – BINANGONAN RIZAL
- MONITOR BEMONC FACILITIES QUEZON PROVINCE
- MONITOR SELECTED BHS ANTIPOLLO CITY
- BUNTIS CONGRESS "KAPAG HEALTHY SI MOMMY HEALTHY SI BABY" CARDONA RIZAL
- MONITOR BEMONC FACILITIES IN LAGUNA
- 2018 REGIONAL SEARCH FOR EXEMPLARY CHILDREN "PANTAWID PAMILYA CHILDREN" TAGAYTAY CITY
- MONITOR BEMONC FACILITY BATANGAS PROVINCE
- TRAINING/ORIENTATION ON EINC – UNIVERSAL HEALTH SYSTEM UP LOS BAÑOS LAGUNA
- MATERNAL DEATH REVIEW CALAMBA LAGUNA
- 

##### NOVEMBER

- 1<sup>ST</sup> REGIONAL MIDWIVES SUMMIT MIDAS HOTEL PASAY CITY
- IMAP CLINICAL CASE CONFERENCE TAGAYTAY CITY

##### DECEMBER

N/A

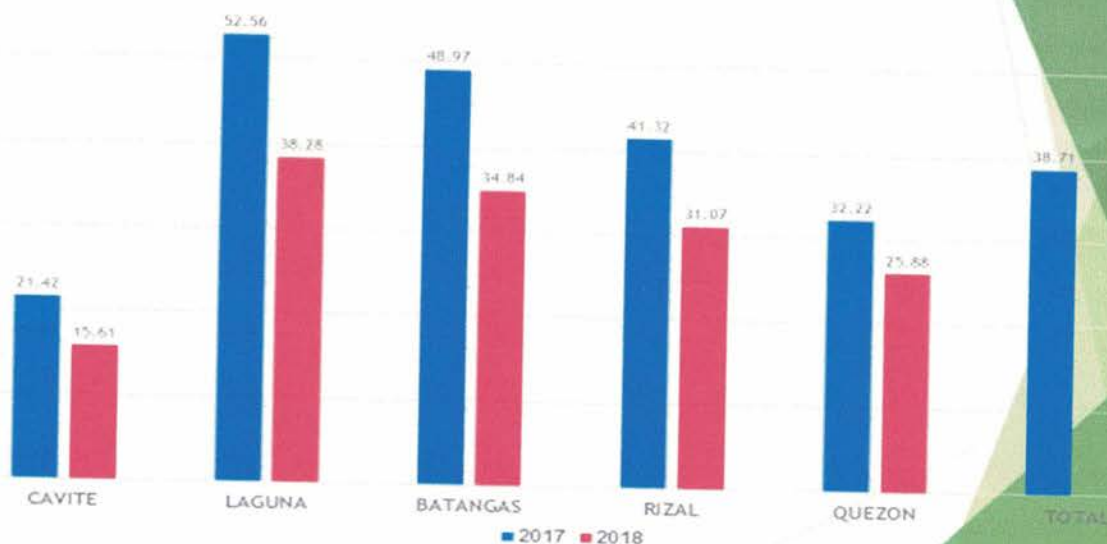


| PROVINCE | POPULATION | LIVE BIRTHS                  | TOTAL | MMR    | TOTAL                     | MMR   |
|----------|------------|------------------------------|-------|--------|---------------------------|-------|
|          |            |                              | 2017  |        | 2018<br>(as of September) |       |
| CAVITE   | 3,750,398  | 2017-40,867<br>2018-17,835   | 19    | 46.49  | 15                        | 84.10 |
| LAGUNA   | 3,153,870  | 2017-50,220<br>2018-28,052   | 13    | 39.21  | 9                         | 32.08 |
| BATANGAS | 2,719,663  | 2017-32,547<br>2018-19,138   | 14    | 43.01  | 6                         | 31.35 |
| RIZAL    | 3,029,851  | 2017-36,554<br>2018-24,004   | 17    | 46.51  | 9                         | 37.49 |
| QUEZON   | 2,268,654  | 2017-22,991<br>2018-14,201   | 27    | 117.44 | 8                         | 56.33 |
| TOTAL    | 14,922,436 | 2017-183,179<br>2018-103,230 | 90    | 49.13  | 47                        | 45.53 |

Source of data: FHSIS

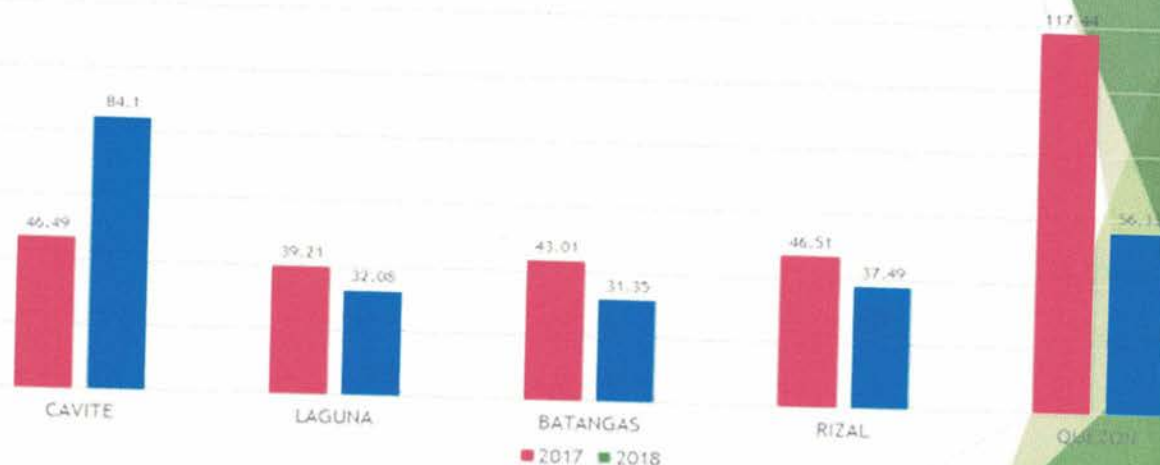
Status Of Maternal Mortality Rate  
as of September 2018

Pregnant Women with 4 or more PH visits (as of September 2018)



| PROVINCE | POPULATION | LIVE BIRTHS                  | TOTAL | MMR    | TOTAL                     | MMR   |
|----------|------------|------------------------------|-------|--------|---------------------------|-------|
|          |            |                              | 2017  |        | 2018<br>(as of September) |       |
| CAVITE   | 3,750,398  | 2017-40,867<br>2018-17,835   | 19    | 46.49  | 15                        | 84.10 |
| LAGUNA   | 3,153,870  | 2017-50,220<br>2018-28,052   | 13    | 39.21  | 9                         | 32.08 |
| BATANGAS | 2,719,663  | 2017-32,547<br>2018-19,138   | 14    | 43.01  | 6                         | 31.35 |
| RIZAL    | 3,029,851  | 2017-36,554<br>2018-24,004   | 17    | 46.51  | 9                         | 37.49 |
| QUEZON   | 2,268,654  | 2017-22,991<br>2018-14,201   | 27    | 117.44 | 8                         | 56.33 |
| TOTAL    | 14,922,436 | 2017-183,179<br>2018-103,230 | 90    | 49.13  | 47                        | 45.53 |

# STATUS of MMR 2017 - 2018 as of September



Source of data: FHSIS

## Status of Facility Based Delivery 2017 -2018 (as of September)

| PROVINCE | TOTAL DELIVERIES              | TOTAL FACILITY-BASED DELIVERY | FACILITY BASED DELIVERY | TOTAL FACILITY-BASED DELIVERY | FACILITY BASED DELIVERY |
|----------|-------------------------------|-------------------------------|-------------------------|-------------------------------|-------------------------|
|          |                               | 2017                          |                         | 2018<br>(as of September)     |                         |
| CAVITE   | 2017- 57,696<br>2018- 17,789  | 54,181                        | 93.91                   | 16,664                        | 93.68                   |
| LAGUNA   | 2017- 39,365<br>2018- 28,022  | 34,392                        | 87.37                   | 25,931                        | 92.54                   |
| BATANGAS | 2017- 41,467<br>2018- 18,743  | 37,855                        | 91.29                   | 17,413                        | 92.90                   |
| RIZAL    | 2017- 44,272<br>2018-23,758   | 39,767                        | 89.82                   | 21,260                        | 89.49                   |
| QUEZON   | 2017-28,699<br>2018-13,899    | 25,471                        | 88.75                   | 12,998                        | 93.58                   |
| TOTAL    | 2017- 211,499<br>2018-102,201 | 191,666                       | 90.62                   | 94,266                        | 92.24                   |



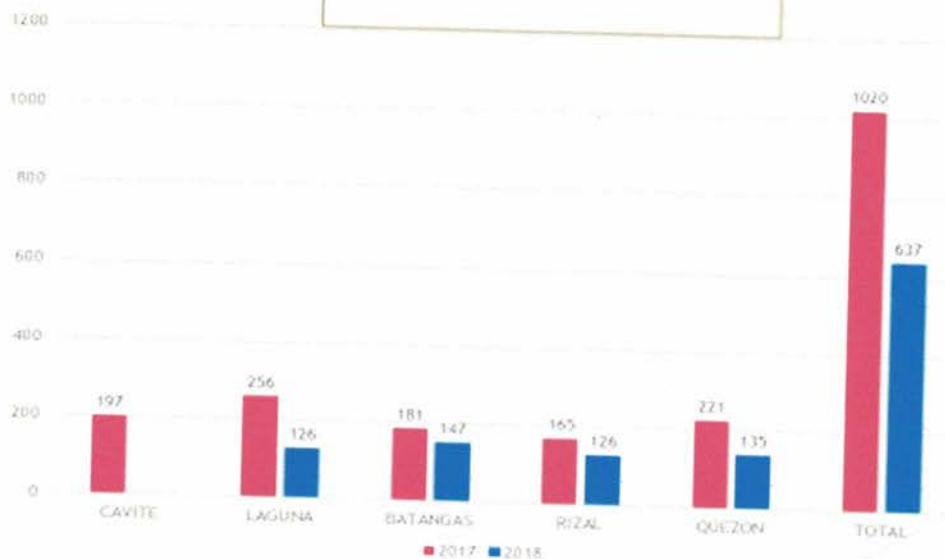
Facility Based Delivery as of September 2018



## Status Of Neonatal Death (as of September 2018)

| PROVINCE | POPULATION | LIVEBIRTHS                   | TOTAL | MORTALITY RATE | TOTAL                     | MORTALITY RATE |
|----------|------------|------------------------------|-------|----------------|---------------------------|----------------|
|          |            |                              | 2017  |                | 2018<br>(as of September) |                |
| CAVITE   | 3,750,398  | 2017-40,867<br>2018-17,835   | 197   | 4.82           | 0                         | 0              |
| LAGUNA   | 3,153,870  | 2017-50,220<br>2018-28,052   | 256   | 5.10           | 126                       | 4.49           |
| BATANGAS | 2,719,663  | 2017-32,547<br>2018-19,138   | 181   | 5.56           | 147                       | 7.68           |
| RIZAL    | 3,029,851  | 2017-36,554<br>2018-24,004   | 165   | 4.51           | 126                       | 5.25           |
| QUEZON   | 2,268,654  | 2017-22,991<br>2018-14,201   | 221   | 9.61           | 135                       | 9.51           |
| TOTAL    | 14,922,436 | 2017-183,179<br>2018-103,230 | 1020  | 5.57           | 637                       | 6.17           |

Neonatal Death as of September 2018

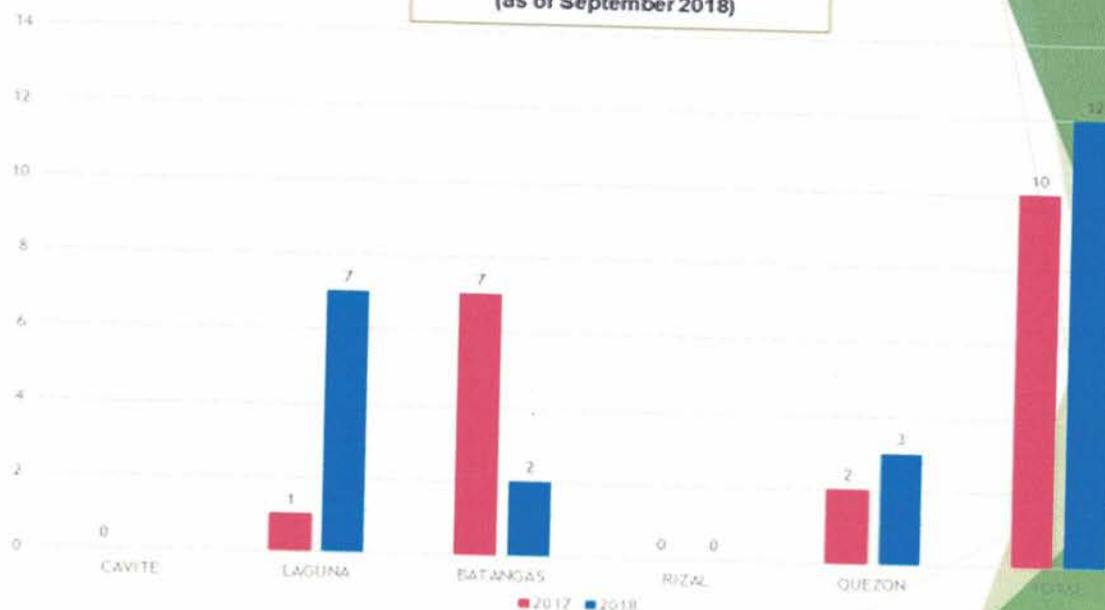


## Status Of Neonatal Tetanus Death (as of September 2018)

| PROVINCE | POPULATION | LIVEBIRTHS                   | TOTAL | MORTALITY RATE | TOTAL                     | MORTALITY RATE |
|----------|------------|------------------------------|-------|----------------|---------------------------|----------------|
|          |            |                              | 2017  |                | 2018<br>(as of September) |                |
| CAVITE   | 3,750,398  | 2017-40,867<br>2018-17,835   | 0     | 0.00           |                           |                |
| LAGUNA   | 3,153,870  | 2017-50,220<br>2018-28,052   | 1     | 0.02           | 7                         | 0.25           |
| BATANGAS | 2,719,663  | 2017-32,547<br>2018-19,138   | 7     | 0.22           | 2                         | 0.10           |
| RIZAL    | 3,029,851  | 2017-36,554<br>2018-24,004   | 0     | 0.00           | 0                         | 0.00           |
| QUEZON   | 2,268,654  | 2017-22,991<br>2018-14,201   | 2     | 0.09           | 3                         | 0.21           |
| TOTAL    | 14,922,436 | 2017-183,179<br>2018-103,230 | 10    | 0.05           | 12                        | 0.12           |



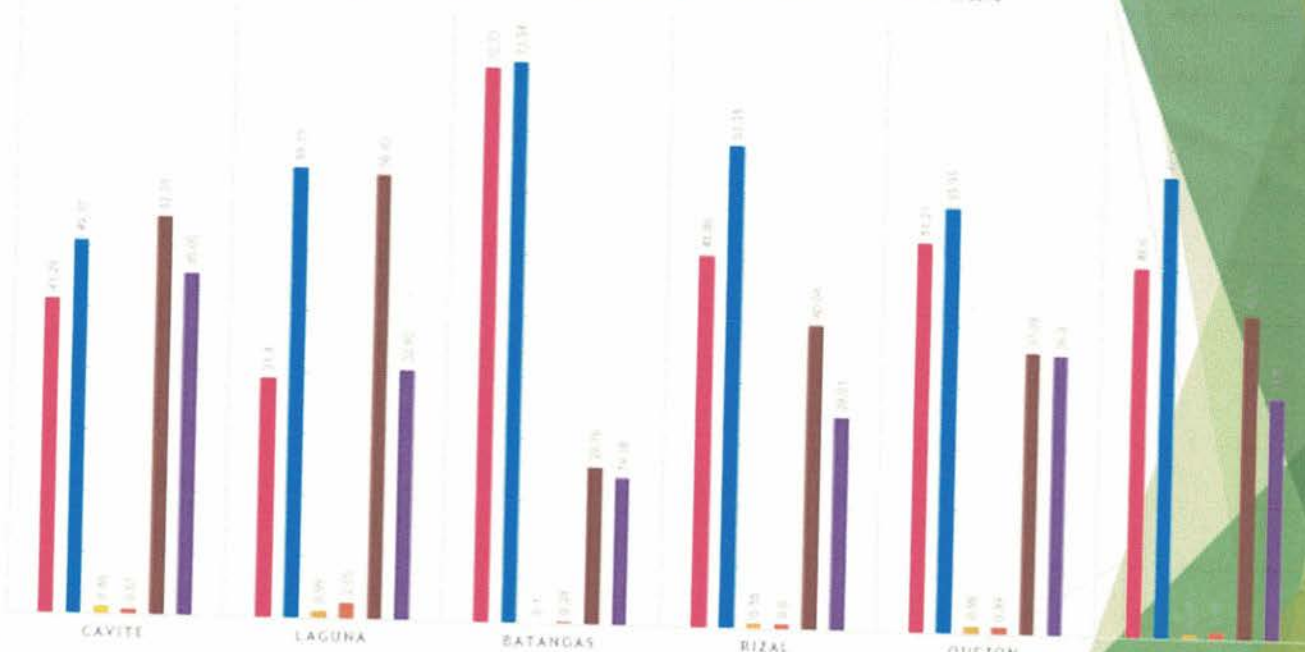
Status Of Neonatal Tetanus Death  
(as of September 2018)



## Live Birth Attendance (MD, RN, RM) (as of September 2018)

| PROVINCE | DOCTOR  |       |        |       | NURSE |      |       |      | MIDWIFE |       |        |       | Total Live Births by SBA |        | Skilled Health Personnel |       |
|----------|---------|-------|--------|-------|-------|------|-------|------|---------|-------|--------|-------|--------------------------|--------|--------------------------|-------|
|          | Total   | %     | Total  | %     | Total | %    | Total | %    | Total   | %     | Total  | %     | 2017                     | 2018   | 2017                     | 2018  |
|          | 2017    |       | 2018   |       | 2017  |      | 2018  |      | 2017    |       | 2018   |       |                          |        |                          |       |
|          |         |       |        |       |       |      |       |      |         |       |        |       |                          |        |                          |       |
| CAVITE   | 23,850  | 41.29 | 8,769  | 49.17 | 497   | 0.86 | 120   | 0.67 | 30,215  | 52.31 | 8,035  | 45.05 | 54,562                   | 16,924 | 94.46                    | 94.89 |
| LAGUNA   | 12,366  | 31.4  | 16,581 | 59.11 | 390   | 0.99 | 574   | 2.05 | 23,015  | 58.43 | 9,237  | 32.93 | 35,771                   | 26,392 | 90.82                    | 94.08 |
| BATANGAS | 30,531  | 72.77 | 14,074 | 73.54 | 41    | 0.10 | 54    | 0.28 | 8,710   | 20.76 | 3,708  | 19.38 | 39,282                   | 17,836 | 93.62                    | 93.20 |
| RIZAL    | 22,160  | 48.86 | 15,207 | 63.35 | 265   | 0.58 | 143   | 0.60 | 18,157  | 40.04 | 6,723  | 28.01 | 40,582                   | 22,073 | 89.41                    | 91.96 |
| QUEZON   | 14,715  | 51.21 | 7,946  | 55.95 | 281   | 0.98 | 127   | 0.89 | 10,654  | 37.08 | 5,226  | 36.80 | 25,650                   | 13,299 | 89.27                    | 93.65 |
| TOTAL    | 103,622 | 48.60 | 62,577 | 60.62 | 1,474 | 0.69 | 1,018 | 0.99 | 90,751  | 42.57 | 32,929 | 31.90 | 195,847                  | 96,525 | 91.86                    | 93.50 |

■ Doctor 2017 ■ Doctor 2018 ■ Nurse 2017 ■ Nurse 2018 ■ Midwife 2017 ■ Midwife 2018



Live Birth Attendance (MD, RN, RM)  
(as of September 2018)

#### VI. PROGRAM MANAGER CONTACT INFORMATION

CP NO. 0915 8392 460/ email add: halililotha@yahoo.com

VII. DATE LAST UPDATED: DECEMBER 19, 2018

SUBMITTED BY:

LOTHA A. HALILI  
NAME

MATERNAL HEALTH OUTCOME MANAGER  
POSITION

Halili  
SIGNATURE

APPROVED BY:

EDUARDO C. JANAIRRO, MD, MPH,  
CESO III  
NAME

DIRECTOR IV  
POSITION

Janairro  
SIGNATURE