	Republic of the Philippines Department of Health Knowledge Management and Information Technology Service	Control No.:	KMITS-KMD-Web Form 2.A
		Revision No.:	0
		Effectivity:	April 1, 2016

WEBSITE CONTENT UPDATE FORM 2.A
HEALTH PROGRAMS

ACTION: ☐ Add ☐ Edit ☐ Delete

I. TITLE: Safe Motherhood Program

II. DESCRIPTION: *(Please use separate sheet if necessary)*

Maternal health refers to the **health** of women during pregnancy, childbirth and the postpartum period. While motherhood is often a positive and fulfilling experience, for too many women it is associated with suffering, ill-health and even **death**.

Decreasing the rates of **maternal mortality** and morbidity in developing countries is important because poor **maternal health** is both an indicator and a cause of extreme poverty. ... In many developing countries, complications of pregnancy and childbirth are the leading causes of **death** among women of reproductive age.

A. VISION	To achieve a maternal mortality rate of fewer than 50 deaths per 100,000 live births With concerted effort from the international community and with strong political commitment, we can end preventable maternal deaths within a generation.
B. MISSION	To improve perinatal health outcomes and quality of care, reduce health disparities, such as neonatal and maternal disability and death . We are working to achieve Healthy People 2020 objectives for maternal-infant health and Millennium Development Goal 5: to reduce maternal mortality .
C. OBJECTIVES	To reduce maternal mortality ratio (MMR) by 70 per 100,000 livebirth in Calabarzon To increase antenatal care (ANC) to 90%. (FHSIS, as of September 2019: MMR= 35.64% 92,580 livebirths; ANC = 35.01%)
D. PROGRAM COMPONENTS	<ol style="list-style-type: none"> 1. Advocacy 2. Capacity building 3. Monitoring and evaluation 4. Provision of logistics 5. Technical assistance to LGU's, partners and stakeholders
E. TARGET POPULATION/CLIENT	Mother and Neonates in Calabarzon
F. AREA OF COVERAGE	5 Provinces in Calabarzon (Cavite, Laguna, Batangas, Rizal, Quezon)
G. PARTNER INSTITUTIONS	LGU'S, medical Training institutions, NGO'S Other Government Agencies and Divisions
H. POLICIES AND LAWS	<ol style="list-style-type: none"> 1. Administrative Order 2008-0029 (Sept. 9, 2008) 2. Administrative Order 2009-0025 (Dec. 01, 2009) 3. Administrative Order No. 2012 -0009 (June 27, 2012) 4. Responsible Parenthood on Reproductive 5. Act Of 2012 (RPRH Law) 6. Administrative Order No. 2010-0001

7. Administrative Order 2010-0010: (April 19, 2010)
8. Administrative Order NO. 2011-0014
9. Administrative Order No. 2019- _ 0026 SUBJECT: National Policy in the Provision of Birthing Assistance to Primigravid and Grand Multigravid Women

II. STRATEGIES, ACTION POINTS, AND TIMELINE

1. Every pregnancy is unwanted, planned and supported
2. Every pregnancy is adequately managed
3. Every delivery is facility-based and managed of skilled birth professional
4. all mothers and newborns receive good postpartum and postnatal care.

CALENDAR OF ACTIVITIES

JANUARY

- Lecture on Family Planning at Philchamp Antipolo City

FEBRUARY

- BEmONC Monitoring (Antipolo City)

MARCH

- Buntis Congress Cardona
- Women's Smyposium Month Celebration laguna provinc
- Support Buntis Congress Calamba Laguna

APRIL

- BEmONC Training for midwives

MAY

- BEmONC Training for Team (MD Nurse, Mw)
- Monitoring BEmonc Facility
- Training on Basic Ultrasound Operation
- Support to Buntis Congress Taytay RHU
- Support to Buntis Congress Trece Martires Cavite

JUNE

N/A

JULY

- Support Buntis Congress Brgy. Quisao Pililla Rizal
- Orientation on Newborn Hearing Screening
- Monitoring BEmONC Facility
- Support Buntis Pageant Cardona RHU
- Support Buntis Congress Morong RHU (Sition Talaga)
- Convergence Meeting on FP/MNCHN

AUGUST

- Support Buntis Congress San Pablo District Hospital Laguna
- Support Buntis Congress GenTrias Cavite

SEPTEMBER

- Meeting with the International Students from Japan in Mandaluyong
- Facilitate to Japan International Students from Chou International Students from Tokyo Japan
- Training on Care for Small babies

OCTOBER

- Monitor BEmONC Facilities Quezon Province
- Monitor selected BHS Laguna
- Monitor BEmONC Facilities in Laguna
- Conduct Training on Midwives, Mentoring and Monitoring (3Ms) Laguna & Batangas Province

NOVEMBER

- Monitoring and Coordination Meeting with PHTL, MHO about PWD & Patients Needs Medical Assistance from DOLE.
- Monitor BEmONC Facility, BHS and Conduct Post Training Evaluate

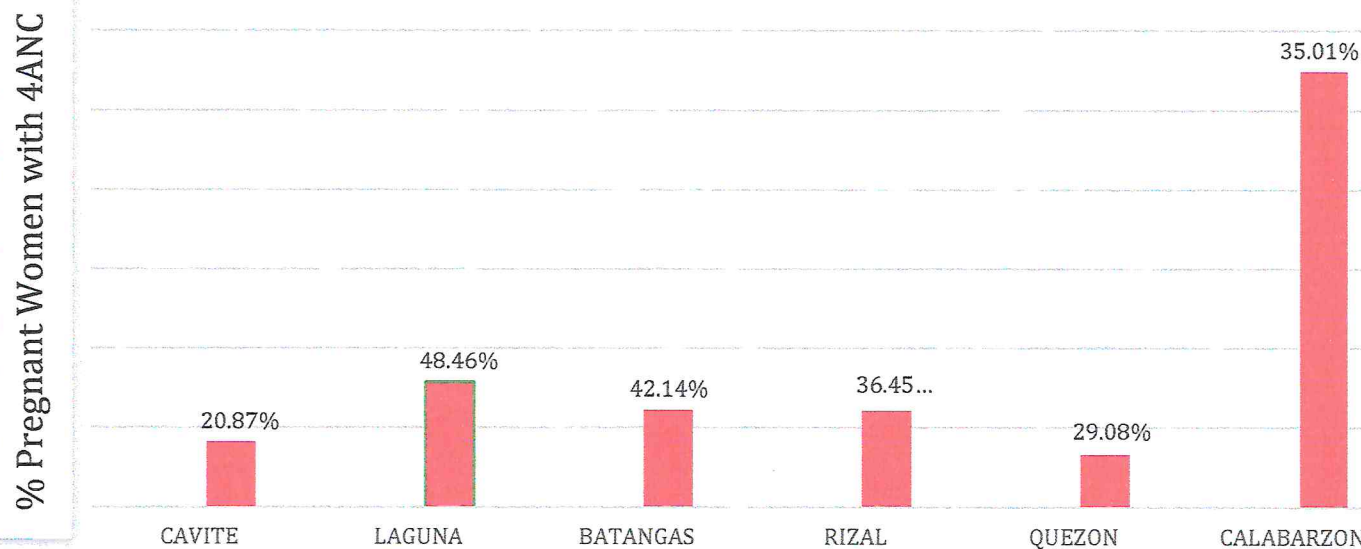
DECEMBER

- Conduct Post Training Evaluation and BEmONC monitoring in Sta Cruz, Lumban, Pagsanjan, Paete & Famy

IV STATISTICS

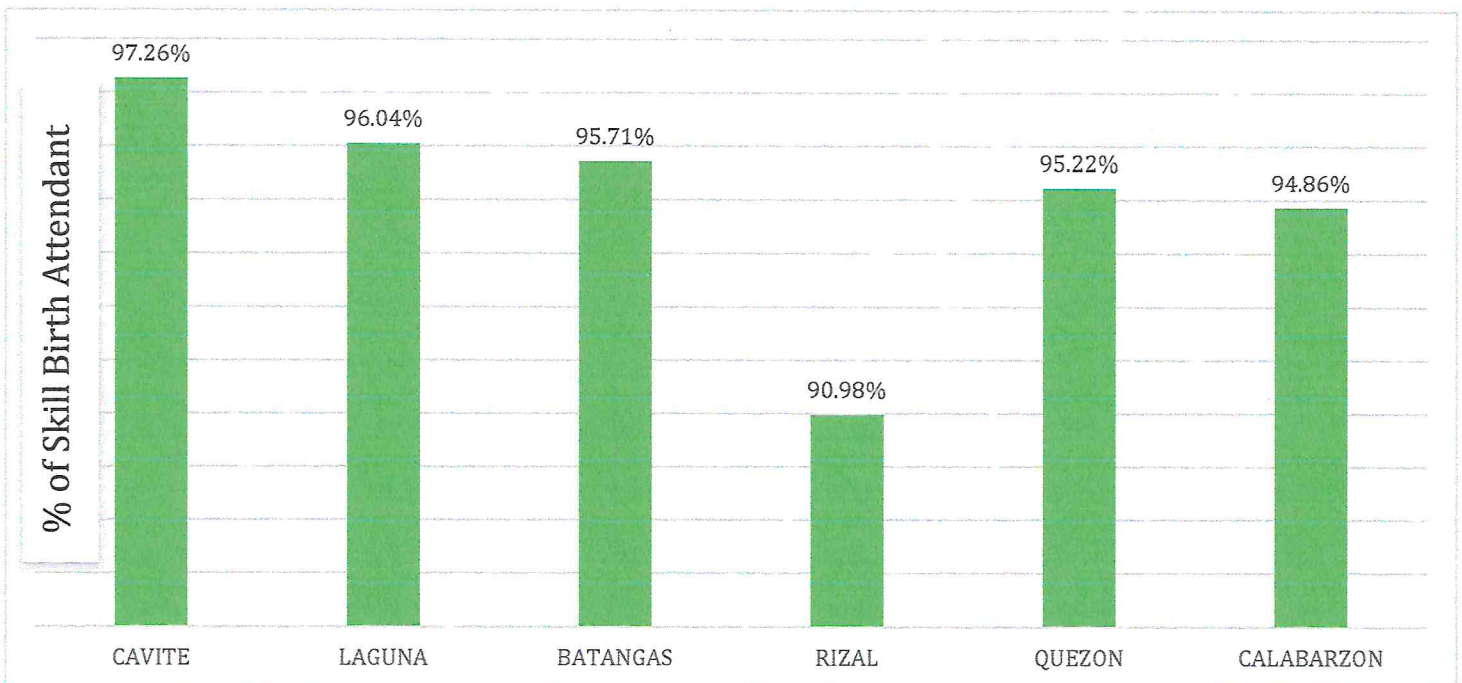
4ANC

PROVINCE	POPULATION	ELIGIBLE POPULATION	PREGNANT WOMEN WITH 4ANC OR MORE (AS OF SEPTEMBER 2019)	
			NUMBER	%
CAVITE	4,187,538	78,851	16,457	20.87%
LAGUNA	3,339,270	65,082	31,538	48.46%
BATANGAS	2,957,600	57,969	24,431	42..14%
RIZAL	3,222,926	66,715	24,320	36.45%
QUEZON	2,229,991	45,603	13,262	29.08%
CALABARZON	15,937,325	314,221	110,008	35.01%



Skill Birth Attendant

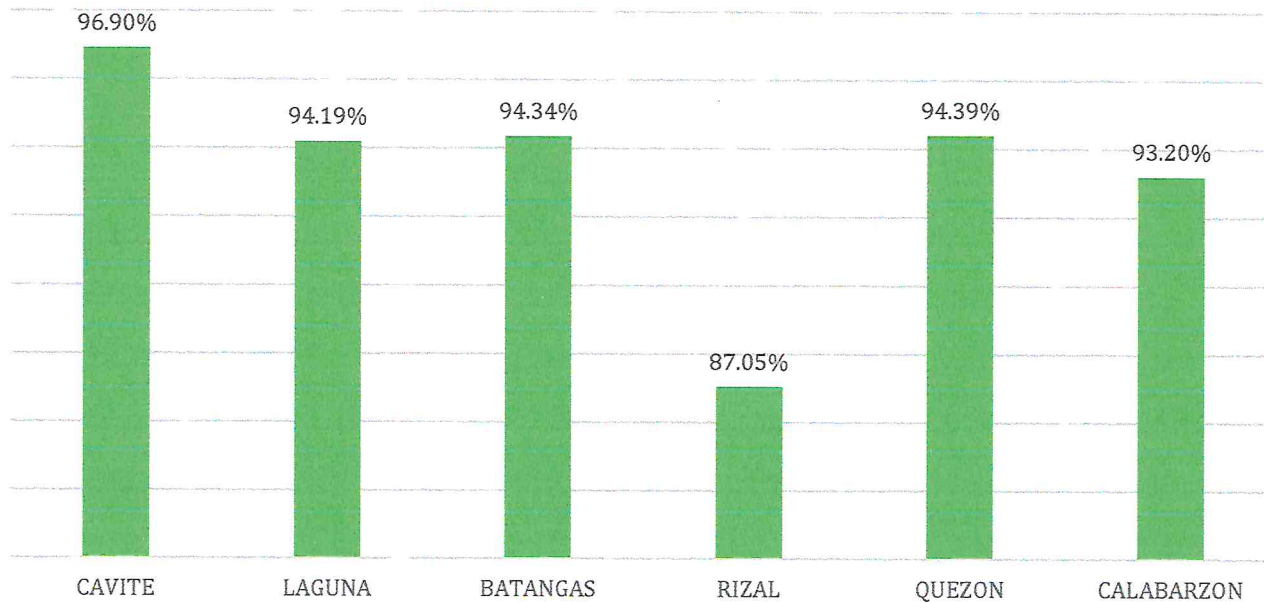
PROVINCE	POPULATION	LIVEBIRTHS	NUMBER	% of Birth Attendant
CAVITE	4,187,538	17,454	16,976	97.26%
LAGUNA	3,339,270	25,891	24,866	96.04%
BATANGAS	2,957,600	18,455	17,664	95.71%
RIZAL	3,222,926	23,354	21,247	90.98%
QUEZON	2,229,991	7,426	7,071	95.22%
CALABARZON	15,937,325	92,580	87,824	94.86%



FACILITY BASED DELIVERY

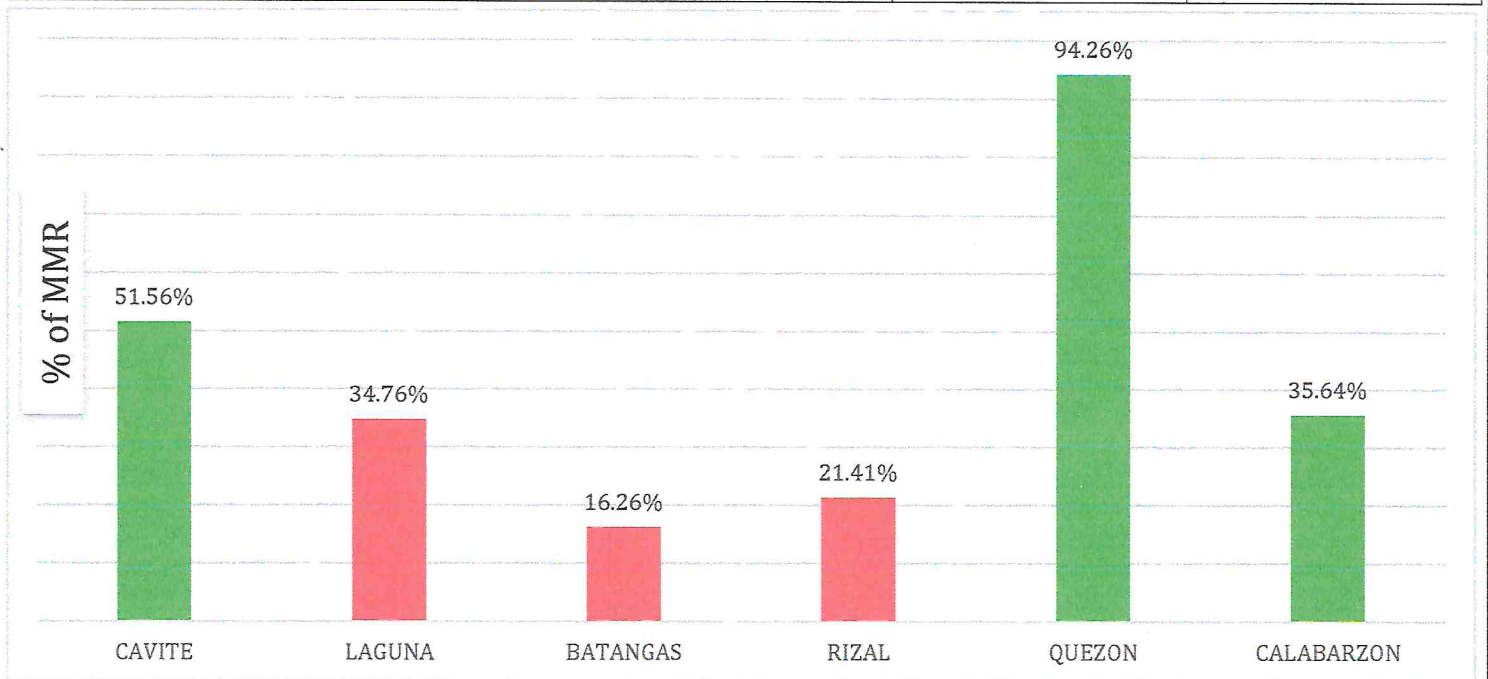
PROVINCE	POPULATION	TOTAL DELIVERIES	NUMBER	% OF FBD
CAVITE	4,187,538	17,361	16,822	96.90%
LAGUNA	3,339,270	8,780	8,270	94.19%
BATANGAS	2,957,600	18,377	17,337	94.34%
RIZAL	3,222,926	23,285	20,269	87.05%
QUEZON	2,229,991	7,398	6,983	94.39%
CALABARZON	15,937,325	92,223	85,955	93.20%

% of Facility Based Delivery



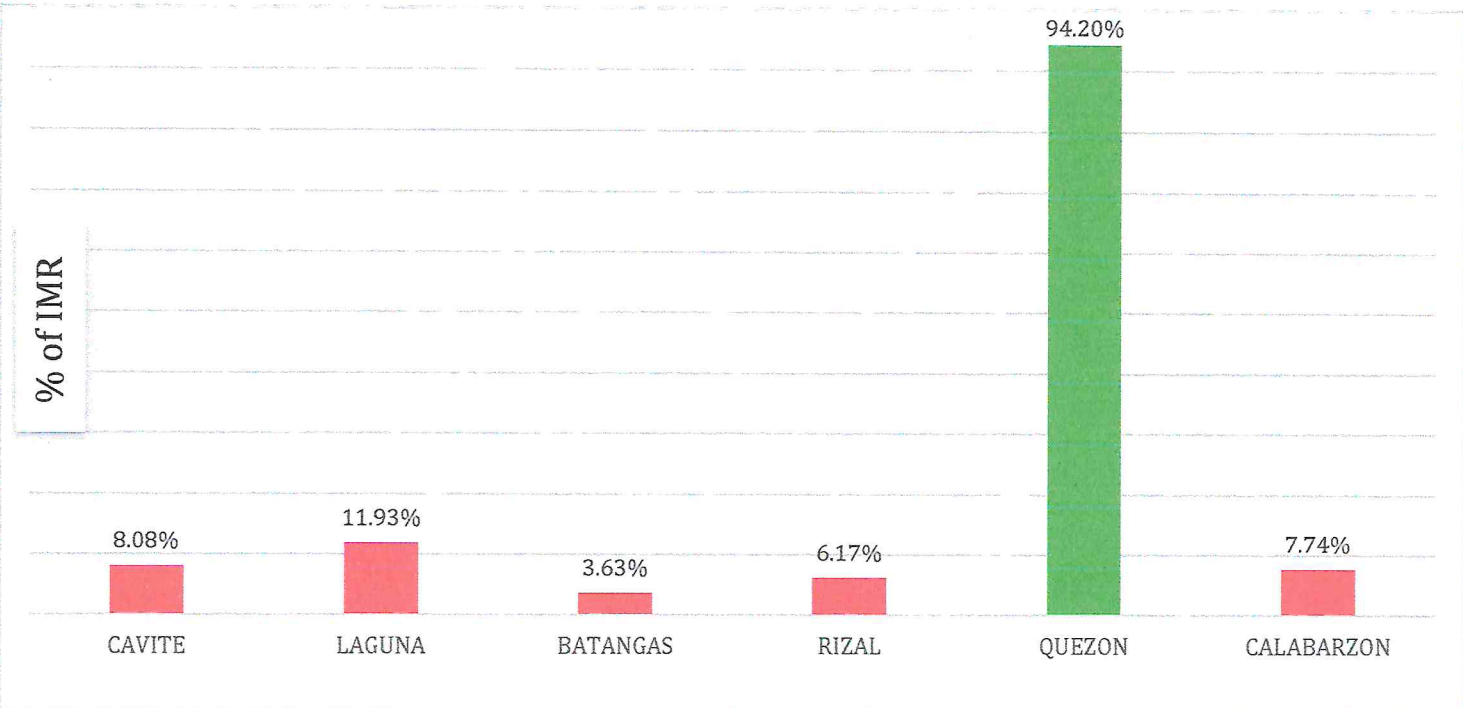
MATERNAL MORTALITY RATE

PROVINCE	POPULATION	LIVEBIRTHS	NUMBER	% of MMR
CAVITE	4,187,538	17,454	9	51.56%
LAGUNA	3,339,270	25,891	9	34.76%
BATANGAS	2,957,600	18,455	3	16.26%
RIZAL	3,222,926	23,354	5	21.41%
QUEZON	2,229,991	7,426	7	94.26%
CALABARZON	15,937,325	92,580	33	35.64%



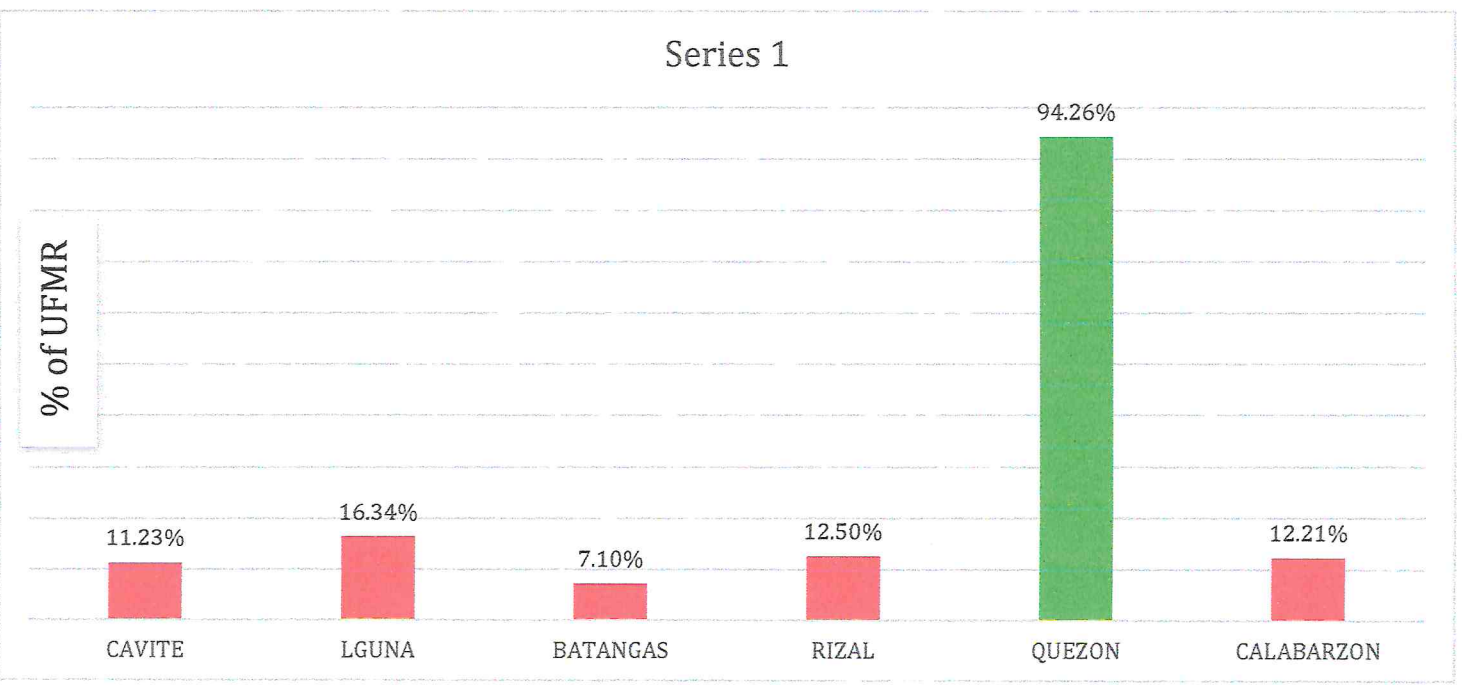
INFANT MORTALITY RATE

PROVINCE	POPULATION	LIVEBIRTHS	NUMBER	% OF IMR
CAVITE	4,187,538	17,454	141	8.08%
LAGUNA	3,339,270	25,891	309	11.93%
BATANGAS	2,957,600	18,455	67	3.63%
RIZAL	3,222,926	23,354	144	6.17%
QUEZON	2,229,991	7,426	7	94.20%
CALABARZON	15,937,325	92,580	717	7.74%



Under Five Mortality Rate

PROVINCE	POPULATION	LIVEBIRTHS	NUMBER	% OF UFMR
CAVITE	4,187,538	17,454	196	11.23%
LAGUNA	3,339,270	25,891	423	16.34%
BATANGAS	2,957,600	18,455	131	7.10%
RIZAL	3,222,926	23,354	292	12.50%
QUEZON	2,229,991	7,426	7	94.26%
CALABARZON	18,937,325	92,580	1,130	12.21%



VI. PROGRAM MANAGER CONTACT INFORMATION

CP NO. 0915 8392 460/ email add: halililotha@yahoo.com

8VII. DATE LAST UPDATED: DECEMBER 9, 2019


SUBMITTED BY:


LOTHA A. HALILI
NAME

MATERNAL HEALTH OUTCOME
MANAGER
POSITION


SIGNATURE

APPROVED BY:

EDUARDO C. JANAIRO,
MD, MPH, CESO III
NAME 

DIRECTOR IV
POSITION


SIGNATURE