

	Republic of the Philippines Department of Health Knowledge Management and Information Technology Service	Control No.:	KMITS-KMD- Web Form 2.A
		Revision No.:	0
		Effectivity:	April 1, 2016

WEBSITE CONTENT UPDATE FORM 2.A HEALTH PROGRAMS	
ACTION: <input type="checkbox"/> Add <input type="checkbox"/> Edit <input type="checkbox"/> Delete	
I. TITLE: Monitoring and Evaluation – OSM Data Management Unit	
II. DESCRIPTION: <i>(Please use separate sheet if necessary)</i>	
<p>The FOURmula One (F1) Plus for Health is a roadmap of the health sector plans and commitments for the medium term. It serves as a guide in the development of policies, plans, and programs within the Department of Health (DOH) and its attached agencies, and all other institutions within the health system. It directs all stakeholders to move in unison and ensure synergy of efforts and initiatives to attain the goals of Better Health Outcomes, More Responsive Health System, and More Equitable Healthcare Financing by strengthening the five strategic pillars of Financing, Regulation, Service Delivery, Governance, and the cross cutting initiative on Performance Accountability, all towards the realization of Universal Health Care. F1Plus for Health is built upon the milestones and lessons learned from the implementation of previous health sector reforms. It responds to the global health community's call for Sustainable Development and is anchored to the AmBisyon Natin 2040, the collective long-term vision and aspirations of the Filipino people for themselves and for the country in the next 25 years.</p> <p>The DOH, through its Centers for Health Development (CHDs), DOH hospitals, Drug Abuse Treatment and Rehabilitation Centers (DATRCs), and its attached agencies, is mandated to ensure efficient and effective public health by developing policies, providing technical assistance to Local Government Units (LGUs) and regulating health facilities, health goods, and services. Whereas the DOH holds the over-all technical authority on health as the national health policymaker and regulatory institution, it recognizes the role of other stakeholders in shaping the health of the population. The overarching goal of providing Universal Health Care (UHC) can only be achieved through the collective efforts of all stakeholders through a whole-of-system and whole-of-government approach.</p> <p>The F1Plus for Health M&E System shall ensure the attainment of health sector goals, by 1.) establishing the accountability framework to guide the alignment of the contribution of the different stakeholders; 2.) linking inputs, outputs, and processes, and outcomes; and, 3.) institutionalizing tools and systems to track performance.</p>	
A. VISION	Systematize Health Monitoring and Evaluation System for the health sector data for outcome managers and stakeholders of Region IV-A.
B. MISSION	Shall in ensuring harmonized health sector Monitoring and Evaluation systems operated by the DOH that covers different levels ranging from individual, office, programmatic, organizational, and sectoral performance for data management.
C. OBJECTIVES	<p>a. General: To define and institutionalize the F1Plus for Health M&E System for the health sector</p> <p>b. Specific:</p> <ol style="list-style-type: none"> 1. To establish a uniform framework for monitoring and evaluation of health sector goals that shall reinforce accountability among all stakeholders 2. To define performance indicators to track progress towards health sector commitments 3. To promote and enhance the use of health scorecards to measure comparative performances of stakeholders in a system of open accountability.
D. PROGRAM COMPONENTS	<p>M&E ACCOUNTABILITY FRAMEWORK</p> <p>A. Organizational Performance Measures</p> <ol style="list-style-type: none"> 1. Department of Health <ol style="list-style-type: none"> a) Program Expenditure Classification (PrExC) b) Office Performance Commitment Review (OPCR) c) DOH Scorecard/Performance Governance System (PGS) 2. Hospitals - Hospital Scorecard 3. Attached Agencies - Attached Agency Scorecard 4. International Health Partners - International Health Partner Scorecard (IHPS) 5. Local Government Units - LGU Health Scorecard

	B. Sector-wide performance measures 1. National Objectives for Health (NOH) C. Government-wide performance measures 1. Philippine Development Plan 2. Sustainable Development Goals 3. AmBisyon Natin 2040																		
E. TARGET POPULATION/CLIENT	Regional Director / Assistant Regional Director Division Chief Cluster Head / Outcome Manager Provincial Health Team Leader / Development Management Officer Provincial, City and Municipal Health Officer Researcher Stakeholder																		
F. AREA OF COVERAGE	Provincial, City and Municipal level in Calabarzon																		
G. PARTNER INSTITUTIONS	DOH Central Office bureaus and units, DOH CHDs, DOH hospitals (Specialty, General), other DOH health facilities (Sanitaria, DATRCs), and Attached Agencies (PhilHealth, National Nutrition Council and Philippine Institute for Traditional and Alternative Health Care). LGUs (including primarycare facilities such as Barangay Health Stations (BHS), Rural Health Units (RHU), Health Centers (HC) in cities, and LGU hospitals), private hospitals, and local and international health partners																		
H. POLICIES AND LAWS	* Implementing Guidelines of Performance Governance System and the Office Performance Commitment and Review as its cascading framework - DO 2019 – 0036 * Implementing Guidelines for the Department of Health (DOH)Scorecard - DO 2019-0075 * Implementing Guidelines of Performance Governance System and the Office Performance Commitment and Review as its cascading framework - DO 2019 – 0036 * FOURmula One Plus for Health Strategic Execution Plan-DO 2019-0302 *Implementing Guidelines for the Department of Health (DOH)Scorecard- DO 2019-0075 * F1 Plus for Health M and E System - AO 2019-0003																		
III. STRATEGIES, ACTION POINTS, AND TIMELINE:																			
STRATEGIES AND ACTION POINT:																			
1. All scorecard managers shall assign a scorecard point person to ensure accurate and timely data processing including data cleaning, validation, consolidation and analysis for their respective scorecard indicators. Likewise, all DOH units assigned to monitor and report progress of identified F1 Plus M&E indicators (Annex B) shall assign a technical staff to ensure monitoring and timely submission of accomplishment report. 2. The Performance Governance System shall be used as a primary mechanism to ensure alignment and monitor progress of DOH commitments for the medium-term. 3. All Scorecards shall be implemented yearly and shall use 2016 data as baseline. 4. Nationwide publication and dissemination of results shall be done yearly. Regional and provincial publications and disseminations shall be upon the discretion of respective local officials. 5. The NOH 2019-2022 evaluation study shall be conducted on the last year of the medium term to assess whether the commitments and targets have been delivered. The evaluation process, including determination of technical assistance requirements, shall be spearheaded by the Health Policy Development and Planning Bureau (HPDPB) in close coordination with concerned management teams. Findings of the study shall aid the development of the NOH 2023-2028.																			
REPORT TIMELINE:																			
<table><tr><th rowspan="2">Consolidated Report OSM F1 Plus Health Sector Scorecard Indicators</th><th rowspan="2">Schedule For submission by Point Person</th><th colspan="2">Submission Date</th></tr><tr><th>To M & E – Data Management Unit</th><th>To OSM – Central Office</th></tr><tr><td>Monthly Report</td><td>Outcome Manager / RHU</td><td>2nd week of every succeeding month</td><td>3rd week of every succeeding month</td></tr><tr><td>Quarterly Report</td><td>Outcome Manager / RHU</td><td>3rd week of the next month following each quarter</td><td>4thweek of the next month following each quarter</td></tr><tr><td>Annual Report</td><td>Outcome Manager / RHU</td><td>2nd Week of February for succeeding year</td><td>3rd Week of February for succeeding year</td></tr></table>		Consolidated Report OSM F1 Plus Health Sector Scorecard Indicators	Schedule For submission by Point Person	Submission Date		To M & E – Data Management Unit	To OSM – Central Office	Monthly Report	Outcome Manager / RHU	2 nd week of every succeeding month	3 rd week of every succeeding month	Quarterly Report	Outcome Manager / RHU	3 rd week of the next month following each quarter	4 th week of the next month following each quarter	Annual Report	Outcome Manager / RHU	2 nd Week of February for succeeding year	3 rd Week of February for succeeding year
Consolidated Report OSM F1 Plus Health Sector Scorecard Indicators	Schedule For submission by Point Person			Submission Date															
		To M & E – Data Management Unit	To OSM – Central Office																
Monthly Report	Outcome Manager / RHU	2 nd week of every succeeding month	3 rd week of every succeeding month																
Quarterly Report	Outcome Manager / RHU	3 rd week of the next month following each quarter	4 th week of the next month following each quarter																
Annual Report	Outcome Manager / RHU	2 nd Week of February for succeeding year	3 rd Week of February for succeeding year																

IV. PROGRAM ACCOMPLISHMENTS/STATUS/STATISTICS



<div style="display: flex; justify-content: space-around; align-items: center;">   <div style="text-align: center;"> <p>Department of Health</p> <p>Center for Health Development Calabarzon Region</p> <p>Office of Strategy Management</p> </div> </div>										
3rd Quarter 2019	Total number of maternal deaths	Total number of infant deaths	Total number of premature deaths due to NCDs	Tuberculosis Incidence	Modern contraceptive prevalence rate *	Adolescent birth rate *	Proportion of Fully Immunized Children	Incidence of low birth weight among newborns	Total number of deaths due to road traffic crashes	Total number of newly identified hypertensive 20 years old and above adults
Provinces										
Batangas	3	67	1864	232.49	0.0	0.0	51.94	10.73	2	98
Cavite	9	141	2532	216.48	0.0	0.0	55.44	7.35	1	99
Laguna	9	309	1631	245.56	0.0	0.0	61.23	8.25	2	73
Quezon	7	56	780	222.48	0.0	0.0	48.74	4.86	1	97
Lucena City	0	0	0	288.18	0.0	0.0	19.90	0.00	0	#DIV/0!
Rizal	5	144	1066	240.96	0.0	0.0	36.59	6.95	0	93
Region IV-A (CALABARZON)	33	717	7893	232.49	0.0	0.0	50.50	7.88	1	95

3rd Quarter 2019	Number of current smokers 20 years old and above	Tuberculosis treatment coverage rate	Total number of malaria cases	Total number of dengue cases	Number of households using safely managed drinking water	Proportion of households using safely managed sanitation services	Percent of disaster affected area with no reported outbreaks *	Percent of applications for permits, licenses or accreditation processed within the seven (7) day timeline	Percent of targeted health facilities, establishment, services and products continuously compliant to licensing standards	Percent of health facilities with functional Electronic Medical Record (EMR) systems
Provinces										
Batangas	11	42.0	0	0	34	35.61	#DIV/0!	100.00	84.74	74.47
Cavite	52	39.1	0	0	4	3.63	#DIV/0!	100.00	84.68	35.90
Laguna	48	44.3	0	0	7	7.10	#DIV/0!	100.00	84.88	56.76
Quezon	4	40.2	0	0	52	40.74	#DIV/0!	100.00	69.82	58.54
Lucena City	#DIV/0!	52.0	0	0	#DIV/0!	#DIV/0!	#DIV/0!	#DIV/0!	#DIV/0!	#DIV/0!
Rizal	2	43.5	0	0	17	19.44	#DIV/0!	100.00	97.30	66.67
Region IV-A (CALABARZON)	29	42.0	0	0	19	18.26	#DIV/0!	100.00	85.54	58.76

Note: * - No report submitted

V. CALENDAR OF ACTIVITIES:

ACTIVITY	DATE	VENUE
1. Meeting on the Pre-orientation and Briefing with Outcome Manager and Cluster Heads on the Existing Health Information System for M&E indicators	April 23-24, 2019	St. Giles Hotel, Makati City
2. Integrated and Monitoring Consultative Meeting with Outcome Manager, Cluster Head, PHTL, selected DMOs and LGU personnel	June 6-9, 2019	AG New World Hotel, Manila
3. Meeting on the Need Assessment of Monitoring and Evaluation Tool	September 23, 2019	Provincial Health Team Office - Quezon
4. OSM F1 plus Health Sector Monitoring and Evaluation, Feedbacking and Data Validation in selected Field Health Units - Cavite Province - Batangas Province - Laguna Province - Quezon Province - Rizal Province	June 25-28, 2019 September 17-20, 2019 June 25-27, 2019 August 6-9, 2019 September 24-26, 2019 November 26-29, 2019	Selected FHU in Cavite Selected FHU in Batangas Selected FHU in Laguna Selected FHU in Quezon Selected FHU in Rizal
5. Consolidation / data quality review of reports for OSM F1 Plus one Health Sector indicators	3 rd week of the next month following each quarter	Regional level

VI. CONTACT INFORMATION NAME: MARIANO S. SELORIO JR. MOBILE #: 0939-3730149 EMAIL: JSSELORIO_PH05@YAHOO.COM		
VII. DATE LAST UPDATED:		
SUBMITTED BY:		
<u>MARIANO S. SELORIO, JR.</u> NAME	<u>STATISTICIAN III</u> POSITION	 SIGNATURE
APPROVED BY:		
<u>EDUARDO C. JANAIRÓ, MD, MPH, CESO III</u> NAME	<u>DIRECTOR IV</u> POSITION	 SIGNATURE